

SCHOOL RESULTS 2021

DATA COURTESY OF Kantar
AND THE Ministry of Education



METHODOLOGY AND LIMITATIONS FOR THE 2023 ISSUE:

TEXT BY Kantar

- The Ministry of Education data we have analysed is for 2021. Data for 2022 is not yet available as the Ministry of Education needs to conduct considerable processing to be able to report achievement data consistently and robustly.
- The Ministry of Education data provided is the fairest and most comparable data available to help students and parents to understand how schools are performing academically.
- The Ministry of Education calculates University Entrance pass rates based on every Year 13 student in a given year rather than only counting students who are eligible to receive UE going into Year 13. As some vocational pathways lead students to conduct further Level 2 studies rather than sitting University Entrance level subjects, these schools will receive lower pass rates despite the schools doing an excellent job of educating their students. Consequently, we have elected in addition to report on University Entrance attainment to investigate attainment by schools for each subject at Level 1.
- School deciles are no longer available in Ministry of Education data, so aren't present in this data. They will be replaced with a new measure, equity index, which isn't yet available.
- The 'Teacher tenure' does not show the teacher median tenure at any particular school, but rather the median number of years the teachers have been teaching at all schools.
- Privacy rules for student counts less than five have been applied to ensure an individual student cannot be identified.
- The subject results are the percentage of students that gain a Level 1 qualification or higher in that subject out of all students that participated in that subject. The minimum counts are 10 for each subject to ensure that the comparisons between schools is fair

LIMITATIONS TO OUR APPROACH

- Some schools take in students with learning support needs and these students learn alongside other students at school. These students' grades can feature in the totals presented here so a school having students who missed Level 1 may be a good reflection on a school — a school that is preparing all its students to be better adults.

- Not all students intend to go to University and some subjects are only offered up to Level 2. Some students who are getting great grades are sitting further Level 2 papers in Year 13 (which are not available at Level 3) that are setting them up better for specific careers. Simply comparing UE pass rates fails to recognise the excellent work these schools are doing setting these students up for their future as some students who are excelling are not sitting enough Level 3 papers to get UE.
- Education is more than passing exams and our schools are doing a great job at nurturing and developing our young people. Measuring this is hard and we don't have the data to look much deeper than academic performance and identifying schools that have won sporting and music competitions, but parents and prospective students can get a great sense of this by talking to teachers and students on school visits.

INCLUSION AND EXCLUSION CRITERIA FOR SCHOOL LEAVERS:

School leavers in 2021 are students that permanently left school to enter the workforce and/or undertake further education and training sometime between 1 March 2021 and the last day of February 2022 (inclusive). School leavers are identified using ENROL. Students counted as school leavers are:

- Domestic students who were aged less than 19 in their first enrolment in ENROL; including alternative education students, students 16 or over before 1 March 2021 and students attending teen parent units
- Students with leave reason; 'end of schooling' or 'early leaving exemption'
- Students with leave reason 'transferred to another school in New Zealand' or 'transferred to home schooling' but did not reenrol in ENROL
- Students with leave reason 'gone overseas permanently', who meet the age criteria
- Students who attend for a period of time at the start of 2021 but leave before 1 March 2021 are counted with 2020 leavers.

This excludes:

- Returning students (aged 19 or more) with a gap in their attendance
- Exchange students
- International fee-paying students
- Students who transferred to home schooling or another school in New Zealand (i.e. they are still enrolled)
- Deceased students
- We do not count leavers with a school if they spent less than 70 days at their last school.

Alternative education students are counted with the school that enrolled them in alternative education, not the school that manages their enrolment while they are in alternative education. This is to reflect that the school that manages their alternative education provider and funding may not be the last school the student attended.

QUALIFICATIONS:

University Entrance

- University Entrance awarded

Level 3 or above

- National Certificate at Level 4
- 3+ NZ Scholarship subjects
- NCEA Level 3 or other Level 3 NQF Qualification
- Year 13 International Baccalaureate, Cambridge International Exam or Accelerated Christian Education or Other Overseas Awards at Year 13

Level 2 Qualification

- NCEA Level 2 or Other Level 2 NQF Qualification
- Year 12 International Baccalaureate, Cambridge International Exam or Accelerated Christian Education or Other Overseas Awards at Year 12

Level 1 Qualification

- NCEA Level 1 or Other Level 1 NQF Qualification
- Year 11 International Baccalaureate, Cambridge International Exam or Accelerated Christian Education or Other Overseas Awards at Year 11

Below Level 1 Qualification

- Did not met any of the above qualifications

UE achievement is based on the total number of school leavers

GAPS:

The absence of data in any field denotes that either the number has been masked or there were no candidate students.

In the case of the school results, the absence of data can mean that either the school does not offer that subject or that the number of students graduating a subject were less than 10.

RESULTS CHART ANATOMY

Albany Senior High School

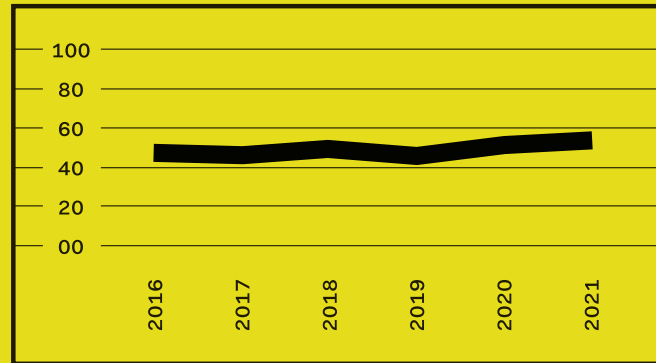
STATE — COED

QUALS. NCEA, NZQF, NZS TEN. 12+1

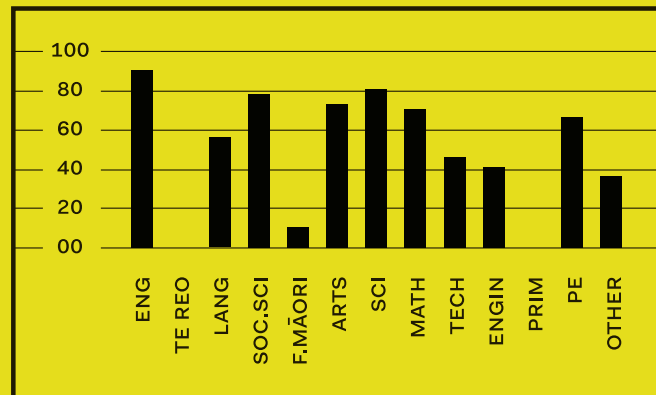
ROL. 817-13 SCHOL. 5+3 LEAVE. 320-31

ACH. <1 5% L1 7% L2 23% L3 10% UE 56%

UE TREND



2021 SUBJECT RESULTS



School name

School type

Qualifications offered
/ Average teacher tenure

School roll/Scholarship students/School leavers
(+/- since last reporting)

Leavers % will each qualification level

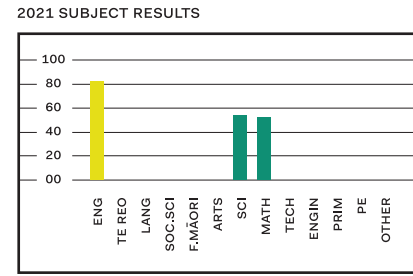
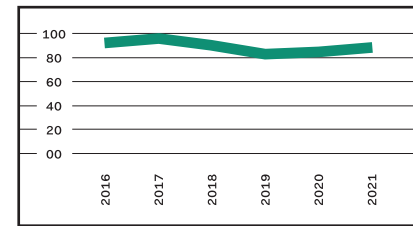
Leavers % with UE since 2016

Average results for each subject




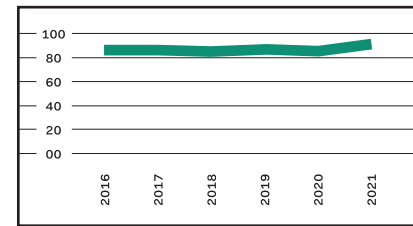
ACG Parnell College

PRIVATE — COED
QUALS. NCEA, NZS, IB, CIE TEN.
ROL. 1475+95 SCHOL. 11-5 LEAVE. 125-21
ACH. <1 2% L1 2% L2 7% L3 2% UE 87%



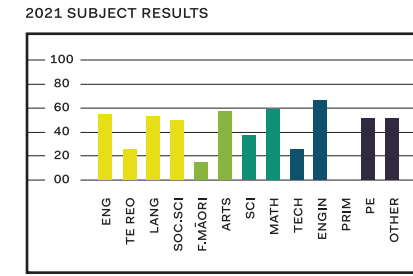
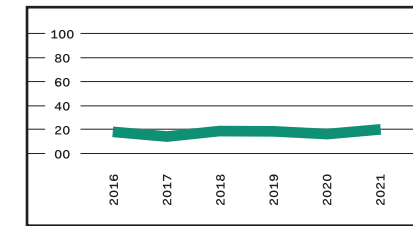
ACG Strathallan

PRIVATE — COED
QUALS. CIE TEN.
ROL. 995+77 SCHOL. 1+1 LEAVE. 96+16
ACH. <1 0% L1 2% L2 3% L3 3% UE 92%



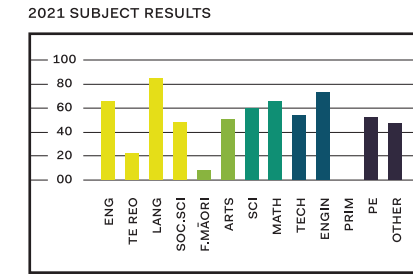
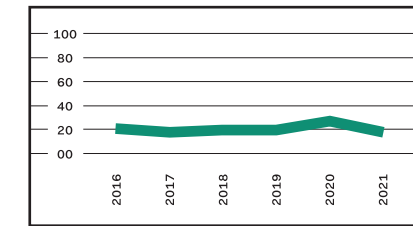
Alfriston College

STATE — COED
QUALS. NCEA, NZQF TEN. 8-1
ROL. 1055-11 SCHOL. 0-1 LEAVE. 241+1
ACH. <1 18% L1 10% L2 28% L3 24% UE 20%



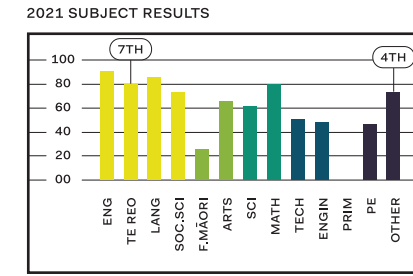
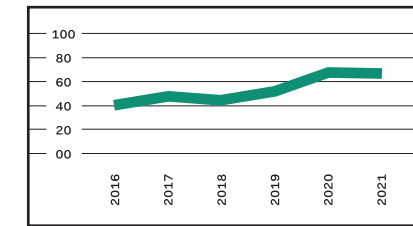
Aorere College

STATE — COED
QUALS. NCEA TEN. 10+1
ROL. 1529-76 SCHOL. 2-2 LEAVE. 353-29
ACH. <1 20% L1 12% L2 30% L3 20% UE 18%




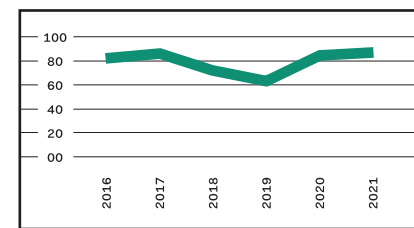
Auckland Girls' Grammar School

STATE — GIRLS
QUALS. NCEA TEN. 13-2
ROL. 1042+16 SCHOL. 1-2 LEAVE. 211+2
ACH. <1 10% L1 4% L2 9% L3 12% UE 65%



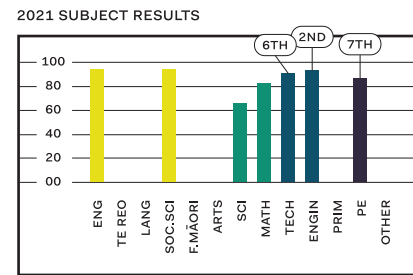
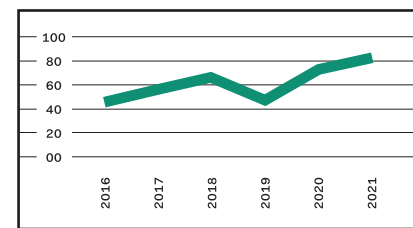
ACG Sunderland

PRIVATE — COED
QUALS. NZQF, CIE TEN.
ROL. 624+86 SCHOL. LEAVE. 20-3
ACH. <1 0% L1 15% L2 0% L3 0% UE 85%



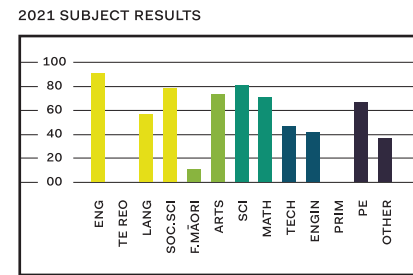
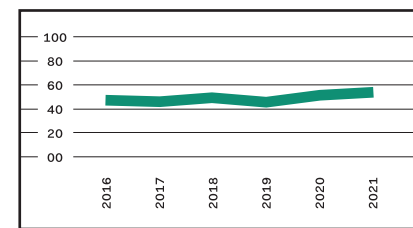
Al-Madinah School

INTEGRATED STATE — COED
QUALS. NCEA TEN. 15+1
ROL. 561+0 SCHOL. 0-1 LEAVE. 22-6
ACH. <1 0% L1 0% L2 9% L3 9% UE 82%



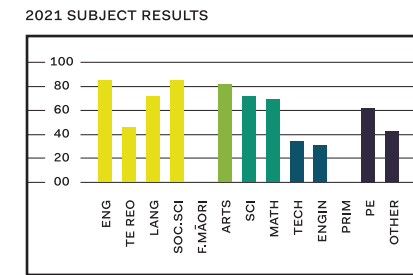
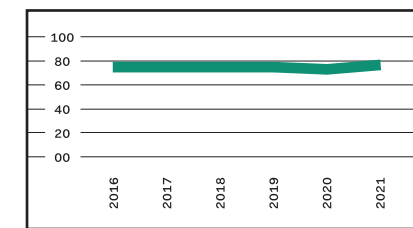
Albany Senior High School

STATE — COED
QUALS. NCEA, NZQF, NZS TEN. 12+1
ROL. 817-13 SCHOL. 5+3 LEAVE. 320-31
ACH. <1 5% L1 7% L2 23% L3 10% UE 56%




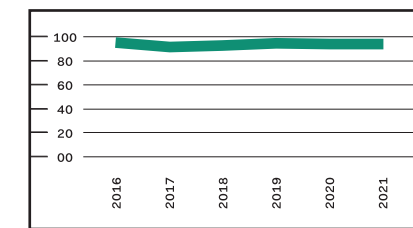
Auckland Grammar School

STATE — BOYS
QUALS. NCEA, NZQF, NZS, CIE TEN. 12+0
ROL. 2615-37 SCHOL. 77+4 LEAVE. 483+16
ACH. <1 5% L1 3% L2 9% L3 6% UE 78%



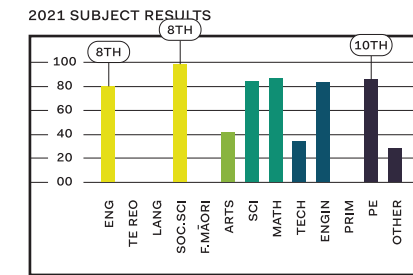
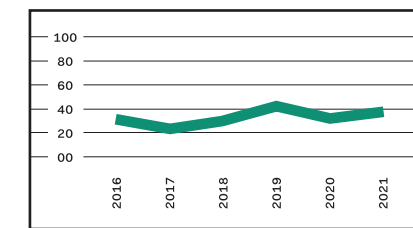
Auckland International College

PRIVATE — COED
QUALS. NZQF, IB TEN.
ROL. 43-95 SCHOL. LEAVE. 25+0
ACH. <1 4% L1 0% L2 0% L3 0% UE 96%



Auckland 7th-Day Adventist HS

INTEGRATED STATE — COED
QUALS. NCEA TEN. 15+2
ROL. 330+24 SCHOL. 0+0 LEAVE. 41-13
ACH. <1 2% L1 5% L2 29% L3 24% UE 39%



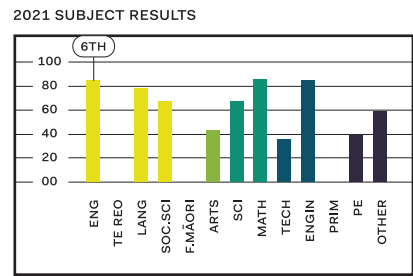
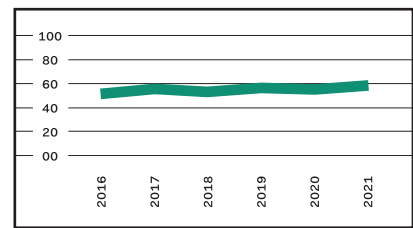
Key

COED/GIRLS/BOYS. School type.	QUALS. Qualifications offered	LEAVE. No. of leavers in 2021 +/- SINCE 2020
ROL. Roll +/- SINCE 2021	SCHOL. No. of scholarship students +/- SINCE 2020	TEN. Ave. teacher tenure +/- SINCE 2020
ACH. Level achieved at leaving in 2021	<1 Under level 1 L1-3 Level 1-3	UE University Entrance

ENG English	TE REO Te Reo Māori	LANG Languages	SOC.SCI Social Sciences	F.MĀORI Field Māori
ARTS Arts	SCI Sciences	MATH Mathematics	TECH Technology	ENGIN Engineering
PRIM Primary Industries	PE Health & Phys Ed	OTHER Miscellaneous		

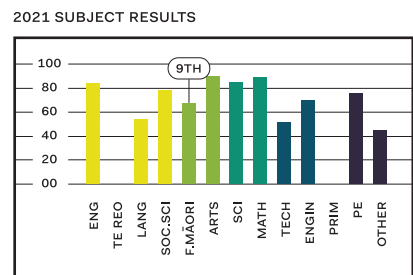
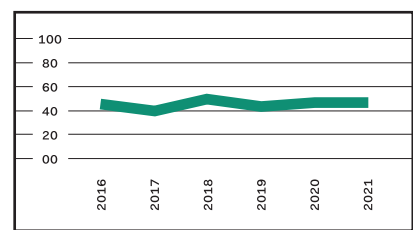
Avondale College

STATE — COED				
QUALS.NCEA, NZQF	NZS, CIE	TEN.8+1		
ROL.2668-47	SCHOL.21+0	LEAVE.585+41		
ACH. <1 5%	L1 4%	L2 18%	L3 13%	UE 59%



Birkenhead College

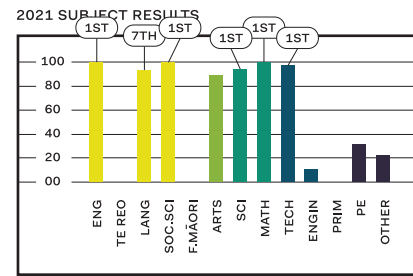
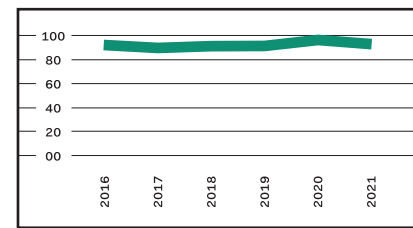
STATE — COED				
QUALS.NCEA, NZQF	TEN.14+1			
ROL.473-11	SCHOL.2+1	LEAVE.125+3		
ACH. <1 7%	L1 7%	L2 24%	L3 15%	UE 46%



B

Baradene College

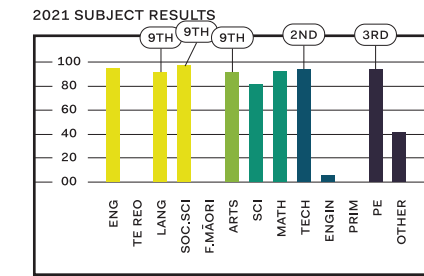
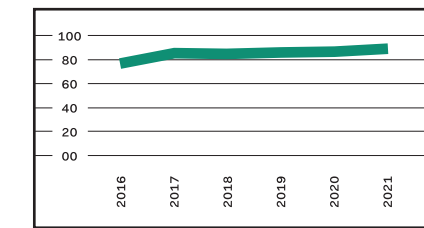
INTEGRATED STATE — GIRLS				
QUALS.NCEA, NZS	TEN.8-1			
ROL.1361+6	SCHOL.29-7	LEAVE.181+10		
ACH. <1 1%	L1 1%	L2 3%	L3 2%	UE 94%



C

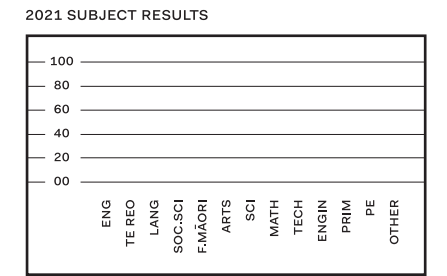
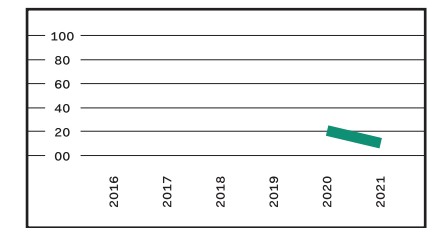
Carmel College

INTEGRATED STATE — GIRLS				
QUALS.NCEA, NZS	TEN.14+0			
ROL.993+3	SCHOL.18-5	LEAVE.142+15		
ACH. <1 2%	L1 3%	L2 4%	L3 4%	UE 88%




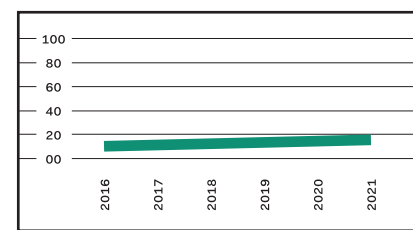
Crimson Global Academy

PRIVATE — COED				
QUALS.	TEN.			
ROL.128+72	SCHOL.	LEAVE.10+5		
ACH. <1 80%	L1 10%	L2 0%	L3 0%	UE 10%



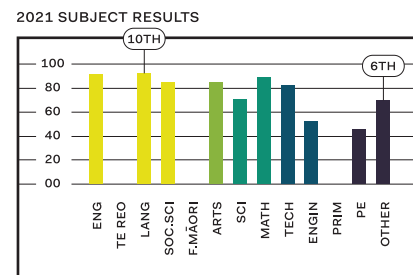
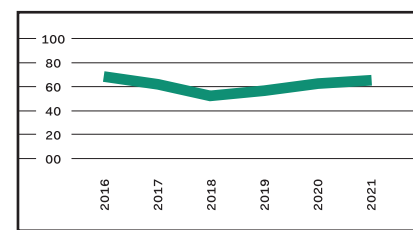
Blind & Low Vision Ed. Net. NZ

STATE — COED				
QUALS.	TEN.17+2			
ROL.56+1	SCHOL.	LEAVE.6+0		
ACH. <1 33%	L1 17%	L2 33%	L3 0%	UE 17%



Botany Downs Secondary Coll.

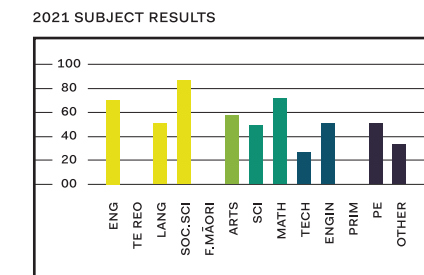
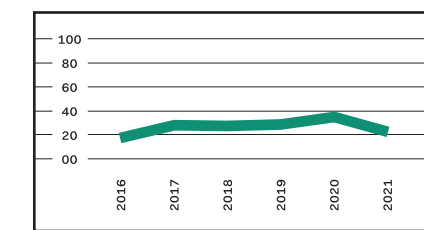
STATE — COED				
QUALS.NCEA, NZS	TEN.13+2			
ROL.1732-100	SCHOL.35+9	LEAVE.362-17		
ACH. <1 4%	L1 3%	L2 15%	L3 14%	UE 65%



D

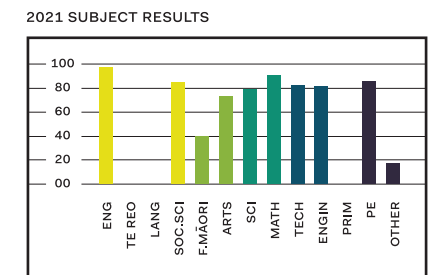
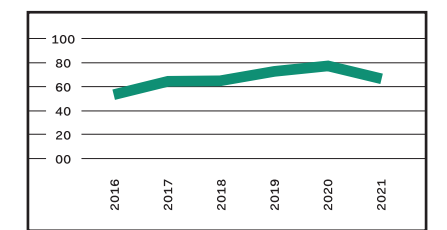
De La Salle College

INTEGRATED STATE — BOYS				
QUALS.NCEA	TEN.14+2			
ROL.938-10	SCHOL.1+0	LEAVE.164+33		
ACH. <1 8%	L1 13%	L2 45%	L3 12%	UE 22%



Dilworth School

PRIVATE — BOYS				
QUALS.NCEA, NZS	TEN.			
ROL.543-37	SCHOL.6-5	LEAVE.89+8		
ACH. <1 0%	L1 6%	L2 19%	L3 10%	UE 65%



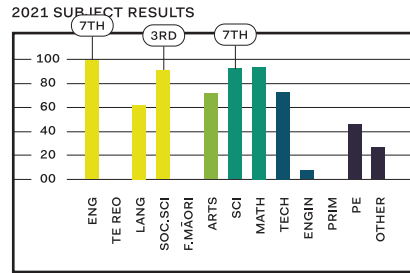
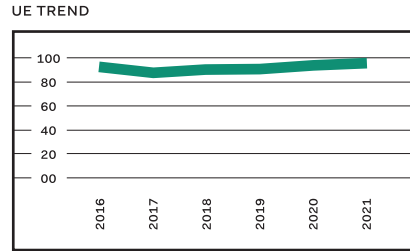
Key

COED/GIRLS/BOYS. School type.	QUALS. Qualifications offered	LEAVE. No. of leavers in 2021 +/- SINCE 2020
ROL. Roll +/- SINCE 2021	SCHOL. No. of scholarship students +/- SINCE 2020	TEN. Ave. teacher tenure +/- SINCE 2020
ACH. Level achieved at leaving in 2021	<1 Under level 1 L1-3 Level 1-3	UE University Entrance

ENG English	TE REO Te Reo Māori	LANG Languages	SOC.SCI Social Sciences	F.MĀORI Field Māori
ARTS Arts	SCI Sciences	MATH Mathematics	TECH Technology	ENGIN Engineering
PRIM Primary Industries	PE Health & Phys Ed	OTHER Miscellaneous		

Diocesan School for Girls

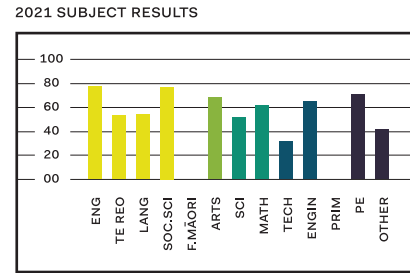
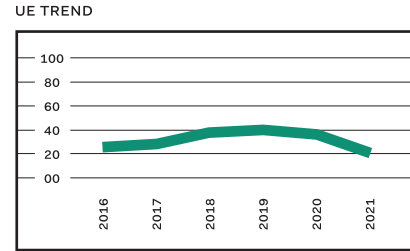
PRIVATE — GIRLS				
QUALS.NCEA, NZQF, IB	TEN.			
ROL. 1616+61	SCHOL. 31-3	LEAVE. 146-17		
ACH. <1 1%	L1 1%	L2 1%	L3 0%	UE 97%



E

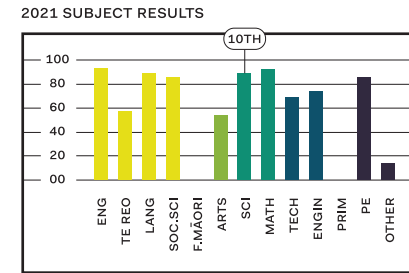
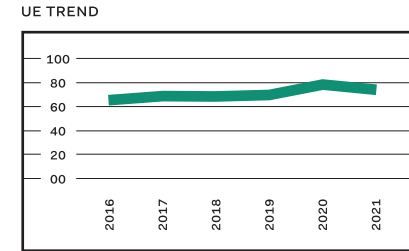
Edgewater College

STATE — COED				
QUALS.NCEA, NZQF	TEN. 12+0			
ROL. 622+3	SCHOL. 0+0	LEAVE. 111+4		
ACH. <1 15%	L1 6%	L2 14%	L3 45%	UE 20%



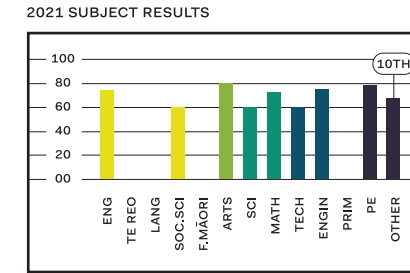
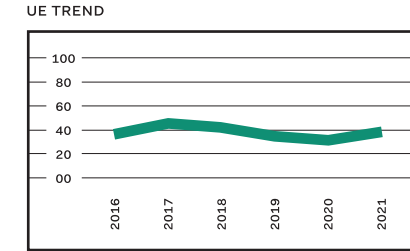
Glendowie College

STATE — COED				
QUALS.NCEA, NZQF, NZS	TEN. 11.5+1.5			
ROL. 1160-20	SCHOL. 22-4	LEAVE. 232-33		
ACH. <1 3%	L1 3%	L2 14%	L3 6%	UE 75%



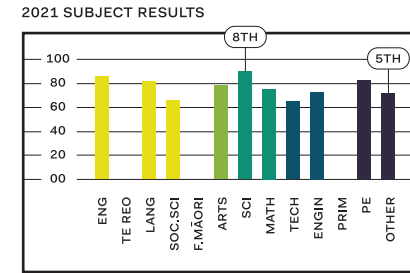
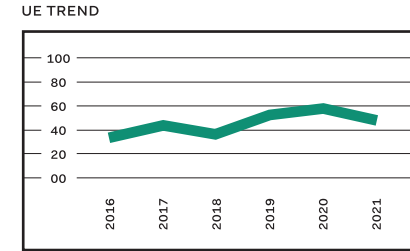
Glenfield College

STATE — COED				
QUALS.NCEA	TEN. 10-2			
ROL. 486+21	SCHOL. 3+3	LEAVE. 96+4		
ACH. <1 14%	L1 9%	L2 15%	L3 24%	UE 39%



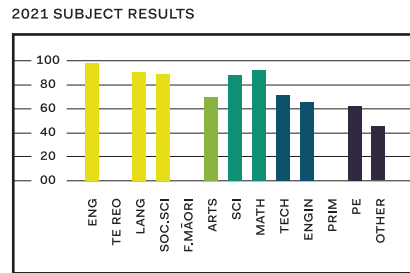
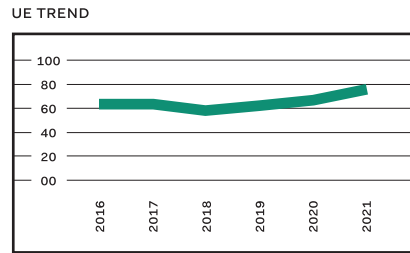
Green Bay High School

STATE — COED				
QUALS.NCEA, NZQF	TEN. 10-2			
ROL. 1604+22	SCHOL. 5+2	LEAVE. 286+43		
ACH. <1 8%	L1 8%	L2 21%	L3 16%	UE 47%



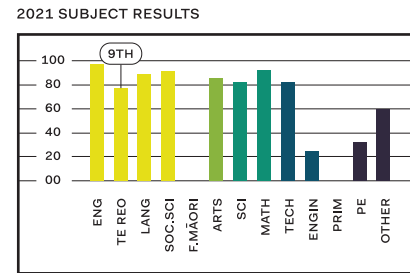
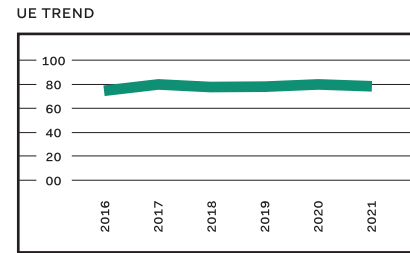
Elim Christian College

INTEGRATED STATE — COED				
QUALS.	TEN. 10+1			
ROL. 1285+33	SCHOL. 4+0	LEAVE. 90-42		
ACH. <1 1%	L1 4%	L2 10%	L3 8%	UE 77%



Epsom Girls Grammar School

STATE — GIRLS				
QUALS.NCEA, NZS	TEN. 13+1			
ROL. 2088+3	SCHOL. 35-5	LEAVE. 408-20		
ACH. <1 2%	L1 0%	L2 9%	L3 9%	UE 79%

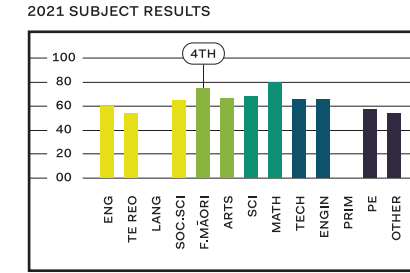
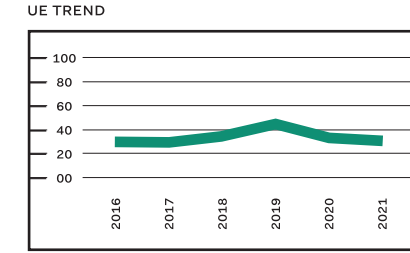


G

H

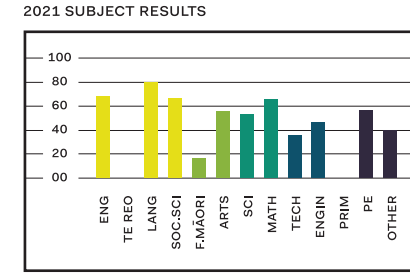
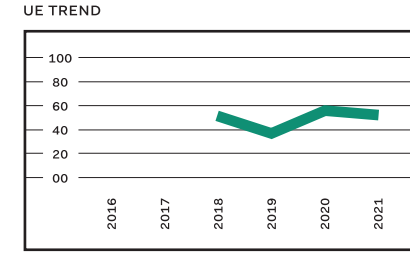
Henderson High School

STATE — COED				
QUALS.NCEA, NZQF	TEN. 8-2			
ROL. 959-41	SCHOL. 0-1	LEAVE. 217+35		
ACH. <1 11%	L1 8%	L2 32%	L3 18%	UE 31%



Hobsonville Point Secondary

STATE — COED				
QUALS.NCEA, NZQF	TEN. 12+2			
ROL. 718+11	SCHOL. 2+1	LEAVE. 128-1		
ACH. <1 10%	L1 8%	L2 25%	L3 5%	UE 52%



Key

COED/GIRLS/BOYS. School type.	QUALS. Qualifications offered	LEAVE. No. of leavers in 2021 +/- SINCE 2020
ROL. Roll +/- SINCE 2021	SCHOL. No. of scholarship students +/- SINCE 2020	TEN. Ave. teacher tenure +/- SINCE 2020
ACH. Level achieved at leaving in 2021	<1 Under level 1 L1-3 Level 1-3	UE University Entrance

ENG English	TE REO Te Reo Māori	LANG Languages	SOC.SCI Social Sciences	F.MĀORI Field Māori
ARTS Arts	SCI Sciences	MATH Mathematics	TECH Technology	ENGIN Engineering
PRIM Primary Industries	PE Health & Phys Ed	OTHER Miscellaneous		

Biggest: Rangitoto College (3233)

Smallest: Te Whare kura o Manurewa (39)

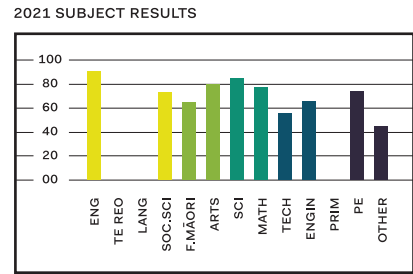
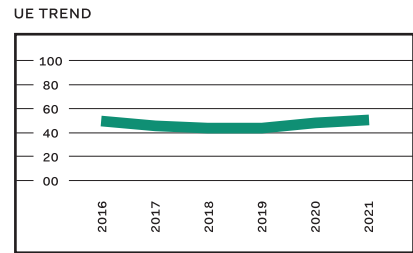
Key

COED/GIRLS/BOYS. School type.	QUALS. Qualifications offered	LEAVE. No. of leavers in 2021 +/- SINCE 2020
ROL. Roll +/- SINCE 2021	SCHOL. No. of scholarship students +/- SINCE 2020	TEN. Ave. teacher tenure +/- SINCE 2020
ACH. Level achieved at leaving in 2021	<1 Under level 1 L1-3 Level 1-3	UE University Entrance

ENG English	TE REO Te Reo Māori	LANG Languages	SOC.SCI Social Sciences	F.MĀORI Field Māori
ARTS Arts	SCI Sciences	MATH Mathematics	TECH Technology	ENGIN Engineering
PRIM Primary Industries	PE Health & Phys Ed	OTHER Miscellaneous		

Howick College

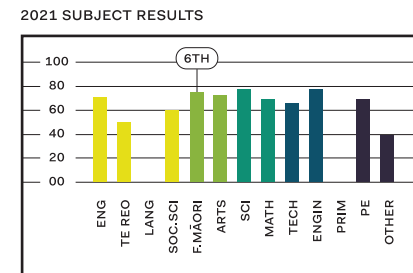
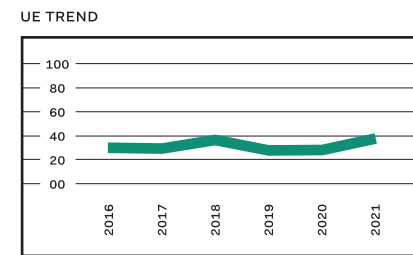
STATE — COED		
QUALS.NCEA	TEN.10+0	
ROL.2040-30	SCHOL.8-3	LEAVE.416+8
ACH.	<1 4%	L1 8% L2 19% L3 17% UE 52%



K

Kaipara College

STATE — COED		
QUALS.NCEA	TEN.11-2	
ROL.811-71	SCHOL.0-2	LEAVE.185+35
ACH.	<1 15%	L1 15% L2 25% L3 8% UE 38%

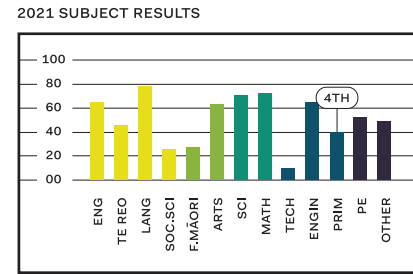
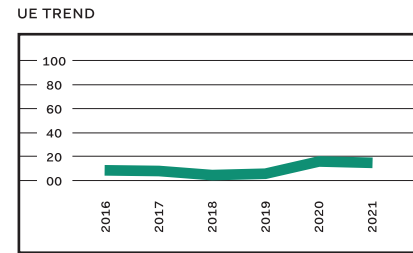


Key

COED/GIRLS/BOYS. School type.	QUALS. Qualifications offered	LEAVE. No. of leavers in 2021 +/- SINCE 2020
ROL. Roll +/- SINCE 2021	SCHOL. No. of scholarship students +/- SINCE 2020	TEN. Ave. teacher tenure +/- SINCE 2020
ACH. Level achieved at leaving in 2021	<1 Under level 1 L1-3 Level 1-3	UE University Entrance

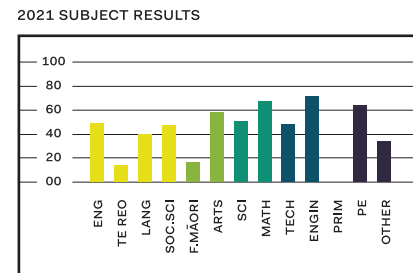
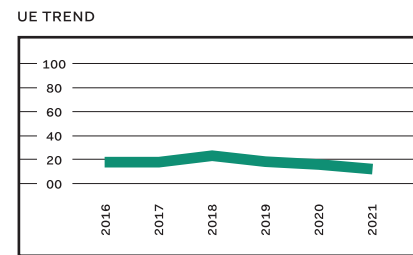
James Cook High School

STATE — COED		
QUALS.NCEA, NZQF	TEN.11-4	
ROL.1351+16	SCHOL.1+0	LEAVE.294+39
ACH.	<1 23%	L1 9% L2 27% L3 29% UE 12%



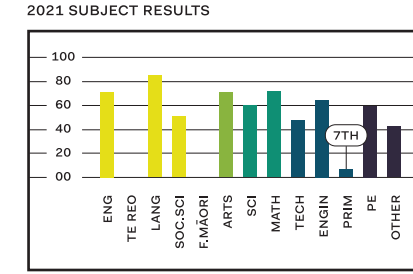
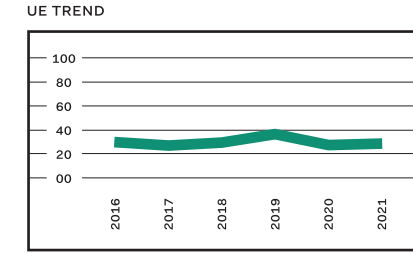
Kelston Boys' High School

STATE — BOYS		
QUALS.NCEA, NZQF	TEN.10-5	
ROL.654-12	SCHOL.0+0	LEAVE.166+15
ACH.	<1 25%	L1 13% L2 28% L3 23% UE 12%



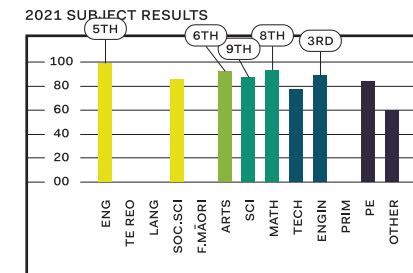
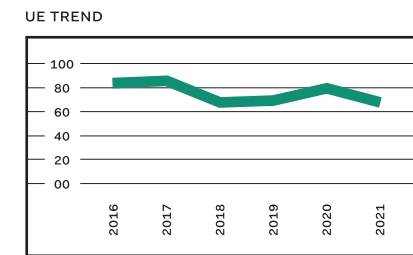
Kelston Girls' College

STATE — GIRLS		
QUALS.NCEA, NZQF	TEN.12-3	
ROL.452-5	SCHOL.1+1	LEAVE.130+28
ACH.	<1 17%	L1 12% L2 28% L3 15% UE 28%



KingsWay School

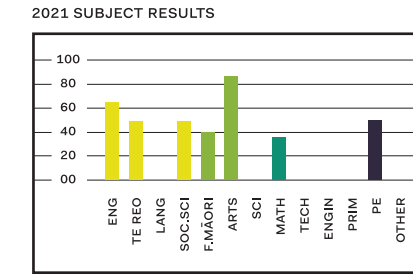
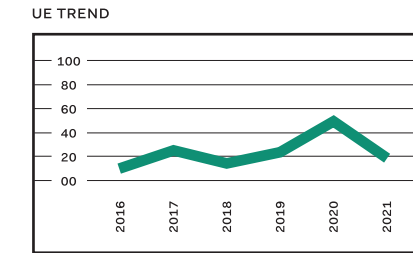
STATE — COED		
QUALS.NCEA	TEN.9+0	
ROL.1594+12	SCHOL.1-4	LEAVE.121+18
ACH.	<1 1%	L1 4% L2 9% L3 17% UE 69%



ENG English	TE REO Te Reo Māori	LANG Languages	SOC.SCI Social Sciences	F.MĀORI Field Māori
ARTS Arts	SCI Sciences	MATH Mathematics	TECH Technology	ENGIN Engineering
PRIM Primary Industries	PE Health & Phys Ed	OTHER Miscellaneous		

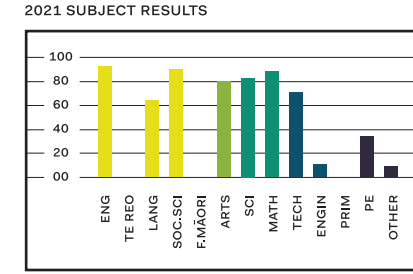
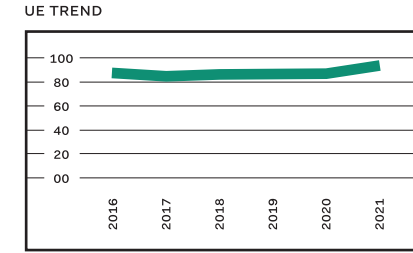
Kia Aroha Campus

STATE — COED		
QUALS.NCEA	TEN.18+1	
ROL.223-6	SCHOL.0+0	LEAVE.27+12
ACH.	<1 33%	L1 7% L2 26% L3 15% UE 19%



King's College

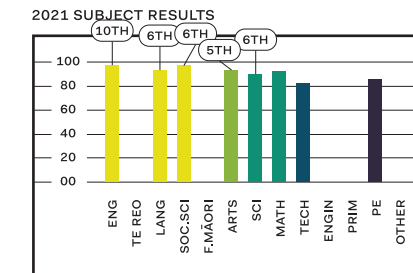
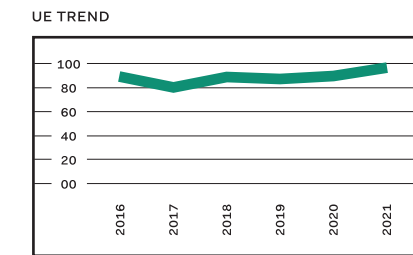
PRIVATE — SENIOR COED, JUNIOR BOYS		
QUALS.NCEA, NZQF, NZS, CIE	TEN.	
ROL.1160+27	SCHOL.18-1	LEAVE.252+1
ACH.	<1 0%	L1 2% L2 3% L3 1% UE 94%



L

Kristin School

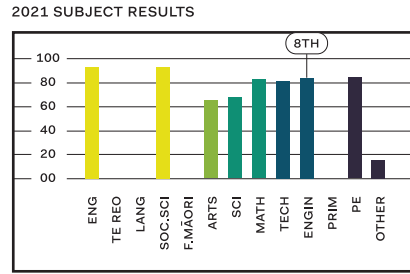
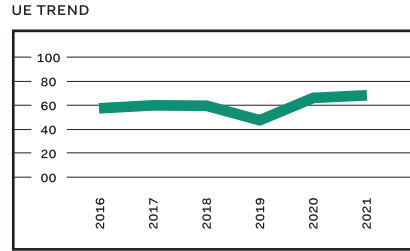
PRIVATE — COED		
QUALS.NCEA, NZQF, NZS, IB	TEN.	
ROL.1661+2	SCHOL.9-7	LEAVE.182+29
ACH.	<1 —	L1 — L2 — L3 — UE 97%



Liston College

INTEGRATED STATE — BOYS

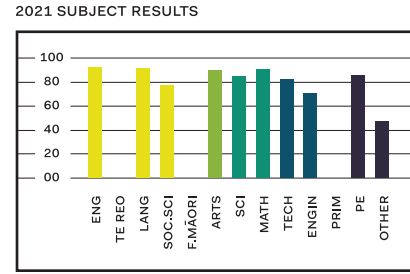
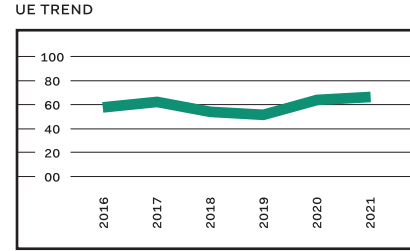
QUALS.NCEA, NZQF, NZS	TEN.11,5-1,5
ROL.813-13	SCHOL.5+2
LEAVE.96-19	
ACH. <1 3%	L1 3% L2 7% L3 19% UE 68%



Long Bay College

STATE — COED

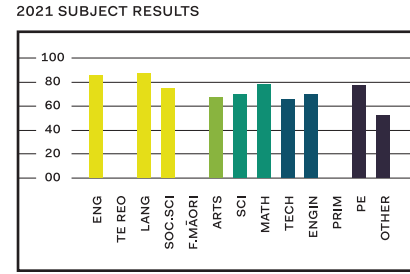
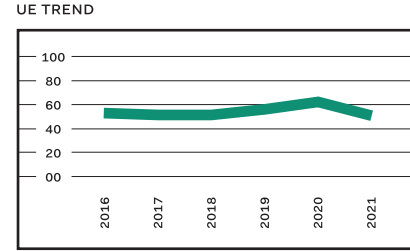
QUALS.NCEA, NZS	TEN.10-1
ROL.1457-81	SCHOL.20-1
LEAVE.289+16	
ACH. <1 2%	L1 2% L2 15% L3 16% UE 65%



Lynfield College

STATE — COED

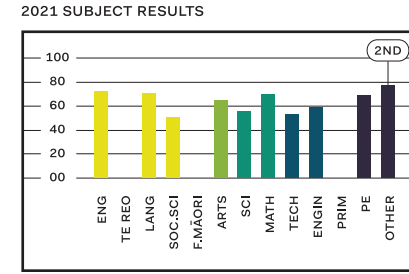
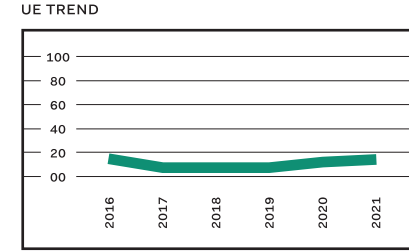
QUALS.NCEA, NZS	TEN.16+0
ROL.1705-106	SCHOL.10-4
LEAVE.299-36	
ACH. <1 7%	L1 9% L2 20% L3 12% UE 51%



Māngere College

STATE — COED

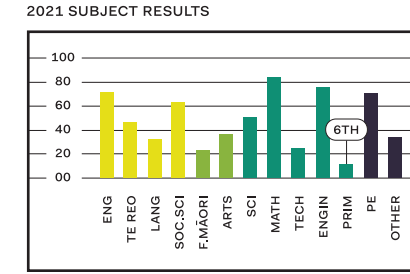
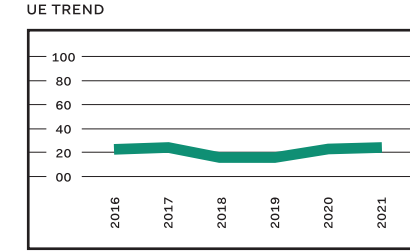
QUALS.NCEA, NZQF	TEN.15+1
ROL.705+15	SCHOL.1+1
LEAVE.144-6	
ACH. <1 11%	L1 15% L2 24% L3 36% UE 14%



Manurewa High School

STATE — COED

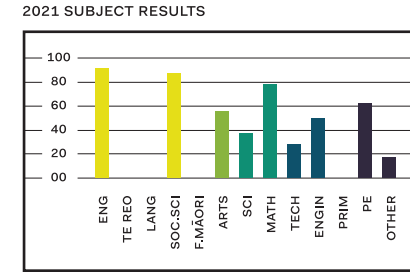
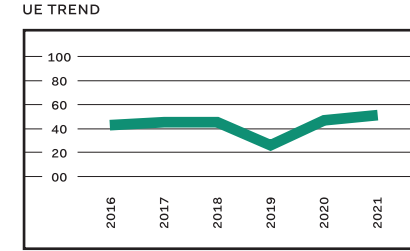
QUALS.NCEA, NZQF	TEN.12+2
ROL.2046-83	SCHOL.1-2
LEAVE.500+69	
ACH. <1 13%	L1 8% L2 18% L3 38% UE 23%



Marcellin College

INTEGRATED STATE — COED

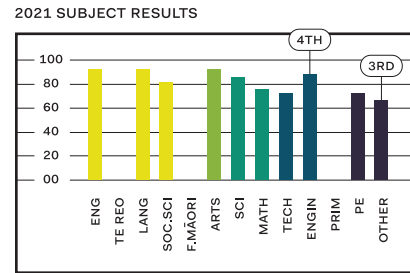
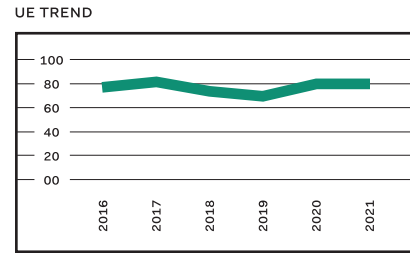
QUALS.NCEA	TEN.8-5
ROL.648+54	SCHOL.0-1
LEAVE.101+8	
ACH. <1 9%	L1 7% L2 17% L3 15% UE 52%



Macleans College

STATE — COED

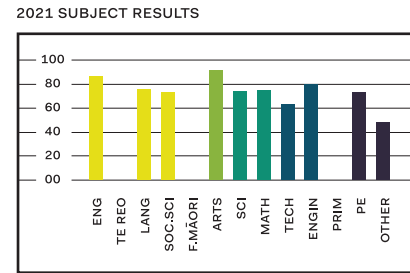
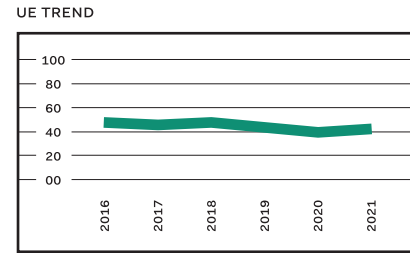
QUALS.NCEA, NZQF, NZS, CIE	TEN.11+1
ROL.2586+11	SCHOL.55-8
LEAVE.513+50	
ACH. <1 5%	L1 1% L2 10% L3 4% UE 80%



Mahurangi College

STATE — COED

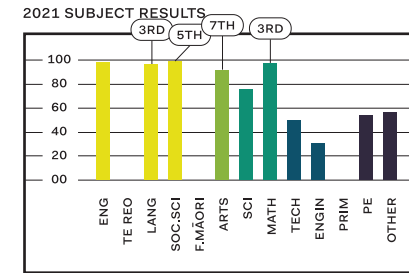
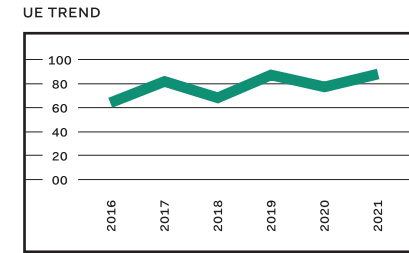
QUALS.NCEA, NZQF	TEN.12+1
ROL.1450-18	SCHOL.2-1
LEAVE.201+10	
ACH. <1 13%	L1 10% L2 25% L3 9% UE 42%



Marist College

INTEGRATED STATE — GIRLS

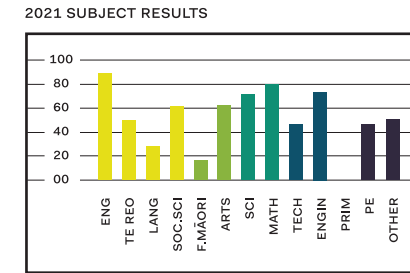
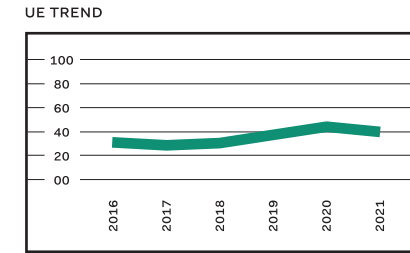
QUALS.NCEA, NZQF	TEN.13,5+1,5
ROL.752+1	SCHOL.4-1
LEAVE.113+26	
ACH. <1 0%	L1 0% L2 5% L3 5% UE 89%



Massey High School

STATE — COED

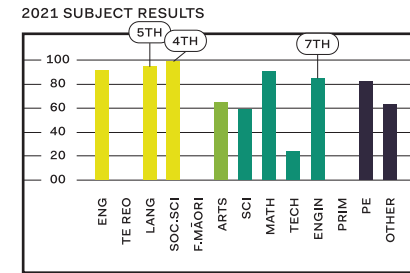
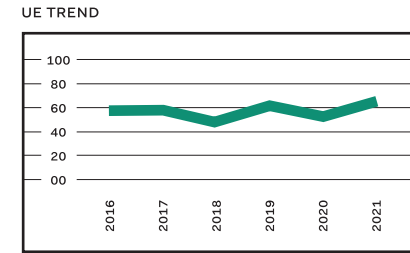
QUALS.NCEA, NZQF, NZS	TEN.12-2
ROL.1559+29	SCHOL.8+3
LEAVE.355-9	
ACH. <1 10%	L1 9% L2 21% L3 20% UE 40%



McAuley High School

INTEGRATED STATE — GIRLS

QUALS.NCEA	TEN.9-3
ROL.773-14	SCHOL.2+1
LEAVE.152-3	
ACH. <1 3%	L1 3% L2 13% L3 16% UE 66%



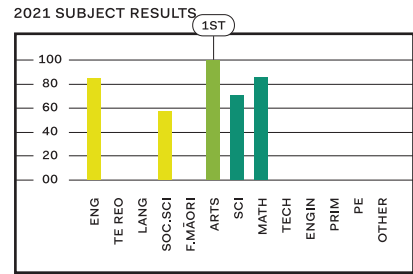
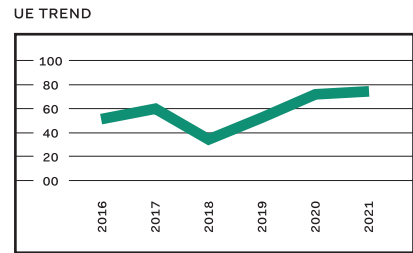
Key

COED/GIRLS/BOYS. School type.	QUALS. Qualifications offered	LEAVE. No. of leavers in 2021 +/- SINCE 2020
ROL. Roll +/- SINCE 2021	SCHOL. No. of scholarship students +/- SINCE 2020	TEN. Ave. teacher tenure +/- SINCE 2020
ACH. Level achieved at leaving in 2021	<1 Under level 1 L1-3 Level 1-3	UE University Entrance

ENG English	TE REO Te Reo Māori	LANG Languages	SOC.SCI Social Sciences	F.MĀORI Field Māori
ARTS Arts	SCI Sciences	MATH Mathematics	TECH Technology	ENGIN Engineering
PRIM Primary Industries	PE Health & Phys Ed	OTHER Miscellaneous		

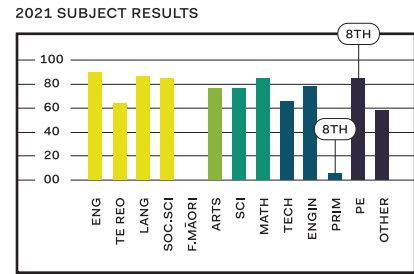
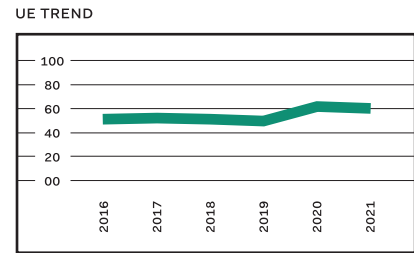
Michael Park School

INTEGRATED STATE — COED		
QUALS.NCEA, NZS	TEN.10+2	
ROL.349-35	SCHOL.2+0	LEAVE.20-3
ACH. <1 5%	L1 0%	L2 15% L3 5% UE 75%



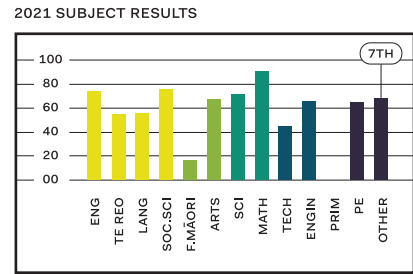
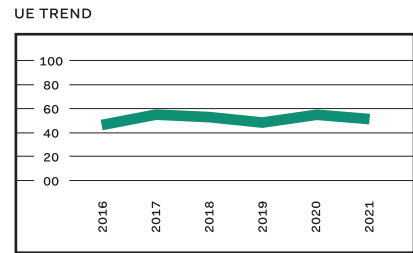
Mt Albert Grammar

STATE — COED		
QUALS.NCEA, NZQF, NZS	TEN.10+1	
ROL.3033-19	SCHOL.64-7	LEAVE.626-7
ACH. <1 6%	L1 4%	L2 14% L3 15% UE 60%



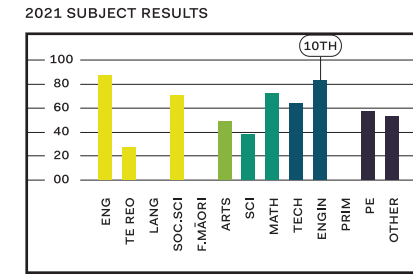
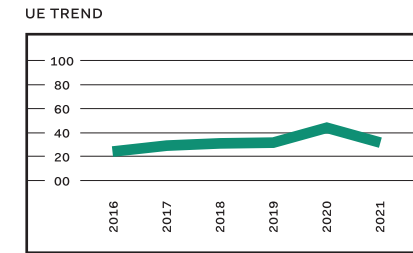
Mt Roskill Grammar

STATE — COED		
QUALS.NCEA, NZS	TEN.13+1	
ROL.1780-115	SCHOL.17-3	LEAVE.260+49
ACH. <1 6%	L1 3%	L2 24% L3 16% UE 51%



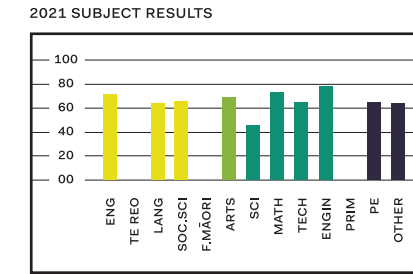
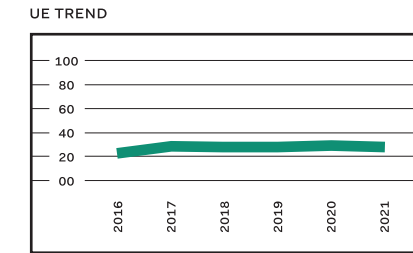
One Tree Hill College

STATE — COED		
QUALS.NCEA, NZQF	TEN.8.5+0.5	
ROL.1186+19	SCHOL.0+0	LEAVE.144-6
ACH. <1 8%	L1 9%	L2 22% L3 30% UE 32%



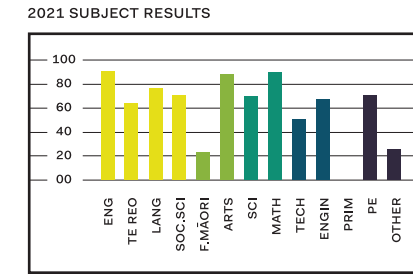
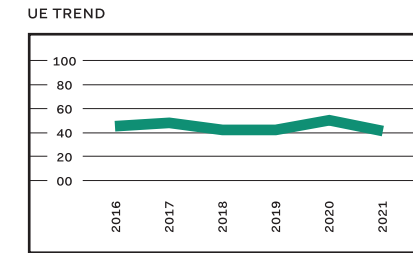
Onehunga High School

STATE — COED		
QUALS.NCEA, NZQF	TEN.7+0	
ROL.964-12	SCHOL.1-3	LEAVE.217+31
ACH. <1 18%	L1 11%	L2 24% L3 19% UE 28%



Orewa College

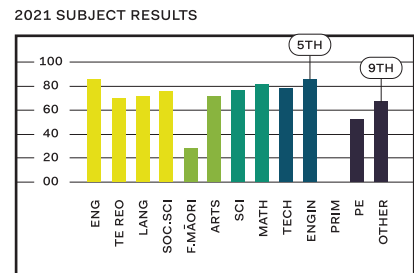
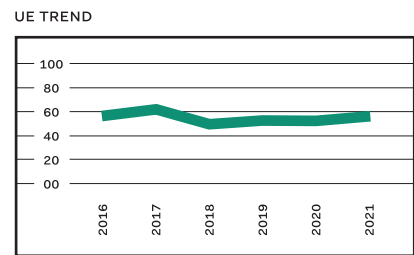
STATE — COED		
QUALS.NCEA, NZQF, NZS	TEN.13+1	
ROL.1858-39	SCHOL.4+1	LEAVE.298+6
ACH. <1 10%	L1 10%	L2 27% L3 11% UE 41%



N

Northcote College

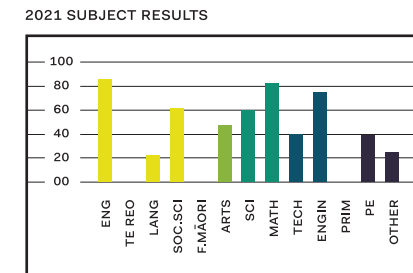
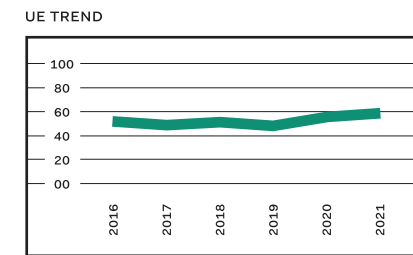
STATE — COED		
QUALS.NCEA, NZQF	TEN.13+1	
ROL.1169+9	SCHOL.9+2	LEAVE.211+15
ACH. <1 8%	L1 9%	L2 15% L3 13% UE 56%



O

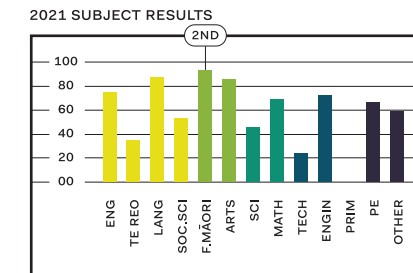
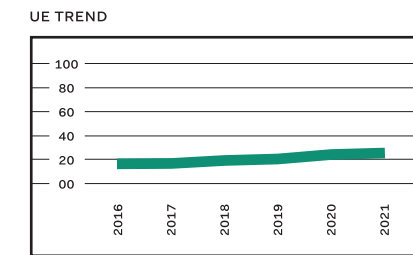
Ormiston Senior College

STATE — COED		
QUALS.NCEA, NZQF	TEN.10+0	
ROL.957+105	SCHOL.5+3	LEAVE.259-2
ACH. <1 9%	L1 5%	L2 17% L3 9% UE 59%



Otahu College

STATE — COED		
QUALS.NCEA	TEN.6-2	
ROL.961+12	SCHOL.2+1	LEAVE.190-8
ACH. <1 14%	L1 4%	L2 8% L3 51% UE 24%



P

Key

COED/GIRLS/BOYS. School type.	QUALS. Qualifications offered	LEAVE. No. of leavers in 2021 +/- SINCE 2020
ROL. Roll +/- SINCE 2021	SCHOL. No. of scholarship students +/- SINCE 2020	TEN. Ave. teacher tenure +/- SINCE 2020
ACH. Level achieved at leaving in 2021	<1 Under level 1 L1-3 Level 1-3	UE University Entrance

ENG English	TE REO Te Reo Māori	LANG Languages	SOC.SCI Social Sciences	F.MĀORI Field Māori
ARTS Arts	SCI Sciences	MATH Mathematics	TECH Technology	ENGIN Engineering
PRIM Primary Industries	PE Health & Phys Ed	OTHER Miscellaneous		

**Highest UE
Rate: Dio/
Kristin/St
Cuths
(97%)**

**Longest
Teacher
Tenure: Kia
Aroha
(18yrs)**

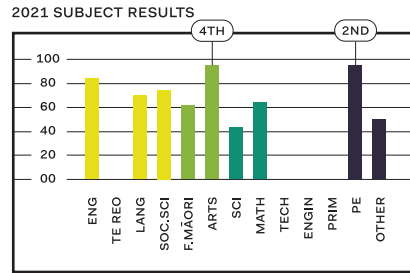
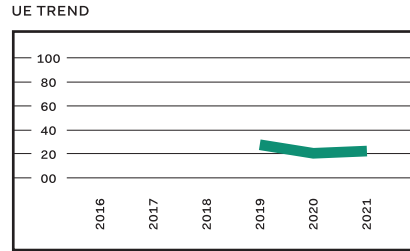
Key

COED/GIRLS/BOYS. School type.	QUALS. Qualifications offered	LEAVE. No. of leavers in 2021 +/- SINCE 2020
ROL. Roll +/- SINCE 2021	SCHOL. No. of scholarship students +/- SINCE 2020	TEN. Ave. teacher tenure +/- SINCE 2020
ACH. Level achieved at leaving in 2021	<1 Under level 1 L1-3 Level 1-3	UE University Entrance

ENG English	TE REO Te Reo Māori	LANG Languages	SOC.SCI Social Sciences	F.MĀORI Field Māori
ARTS Arts	SCI Sciences	MATH Mathematics	TECH Technology	ENGIN Engineering
PRIM Primary Industries	PE Health & Phys Ed	OTHER Miscellaneous		

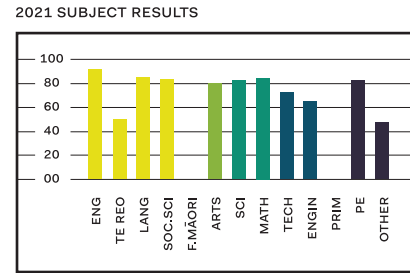
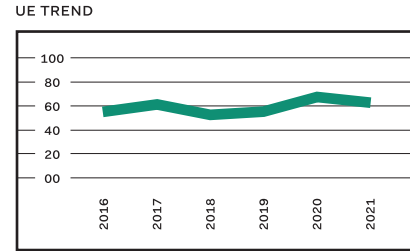
Pacific Advance Secondary

STATE — COED		
QUALS.NCEA, NQF	TEN. 7+3	
ROL. 157+6	SCHOL. 0+0	LEAVE. 29-1
ACH. <1 17%	L1 14%	L2 17% L3 31% UE 21%



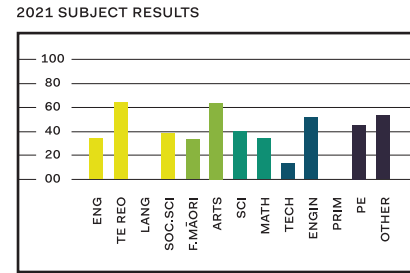
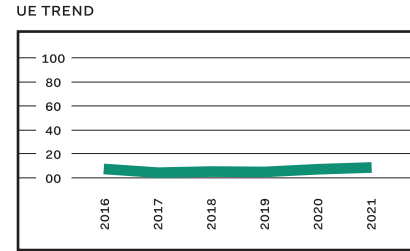
Pakuranga College

STATE — COED		
QUALS.NCEA, NZS	TEN. 12+2	
ROL. 2033-55	SCHOL. 9-5	LEAVE. 429+3
ACH. <1 6%	L1 7%	L2 17% L3 9% UE 62%



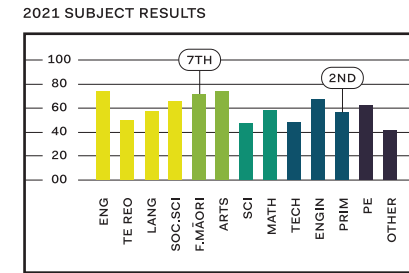
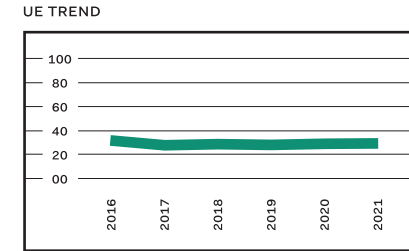
Papakura High School

STATE — COED		
QUALS.NCEA, NZQF	TEN. 8-4	
ROL. 943+44	SCHOL. 0+0	LEAVE. 197+72
ACH. <1 33%	L1 18%	L2 20% L3 21% UE 8%



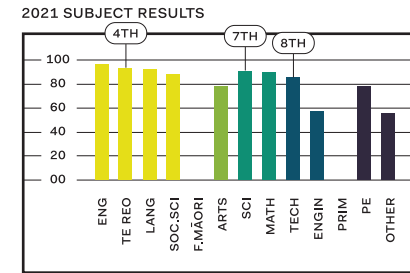
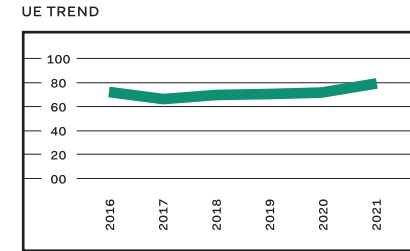
Pukekohe High School

STATE — COED		
QUALS.NCEA, NZQF	TEN. 8-3	
ROL. 1766-3	SCHOL. 3+3	LEAVE. 443+60
ACH. <1 13%	L1 14%	L2 30% L3 14% UE 28%



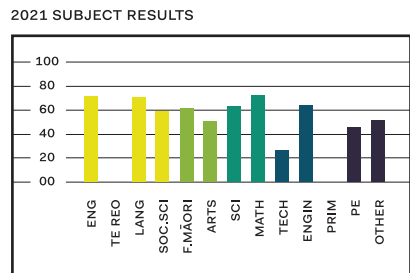
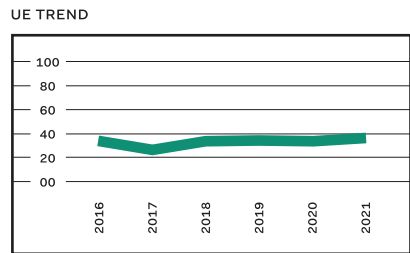
Rangitoto College

STATE — COED		
QUALS.NCEA, NZQF, NZS, IB	TEN. 7+0	
ROL. 3233+42	SCHOL. 116+1	LEAVE. 605+9
ACH. <1 2%	L1 3%	L2 10% L3 6% UE 80%




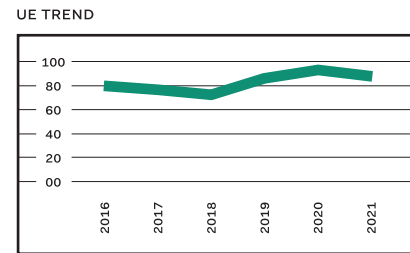
Papatoetoe High School

STATE — COED		
QUALS.NCEA, NZQF	TEN. 15+2	
ROL. 1362-7	SCHOL. 2+1	LEAVE. 331+35
ACH. <1 13%	L1 5%	L2 22% L3 23% UE 37%




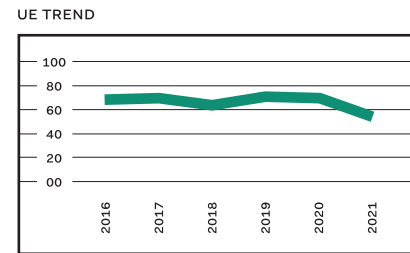
Pinehurst School

PRIVATE — COED		
QUALS.NZQF, CIE	TEN.	
ROL. 1058+36	SCHOL. 2-2	LEAVE. 69+5
ACH. <1 3%	L1 6%	L2 1% L3 1% UE 88%



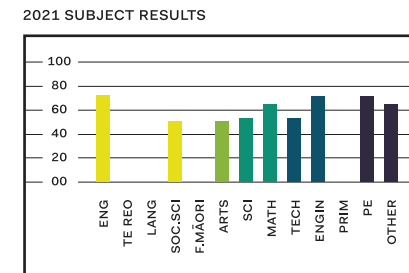
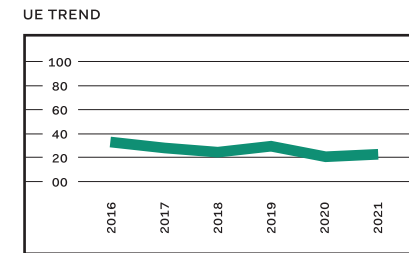
Pukekohe Christian School

PRIVATE — COED		
QUALS.CIE	TEN.	
ROL. 331+3	SCHOL. 0+0	LEAVE. 25+5
ACH. <1 0%	L1 4%	L2 20% L3 20% UE 56%



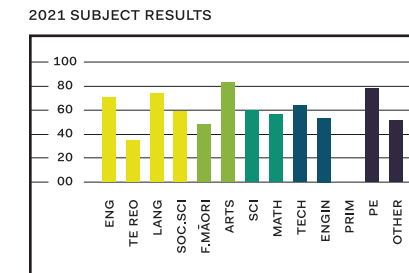
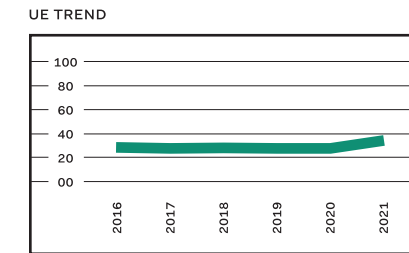
Rodney College

STATE — COED		
QUALS.NCEA, NZQF	TEN. 14+0	
ROL. 354-29	SCHOL. 0+0	LEAVE. 87+10
ACH. <1 22%	L1 13%	L2 22% L3 23% UE 21%



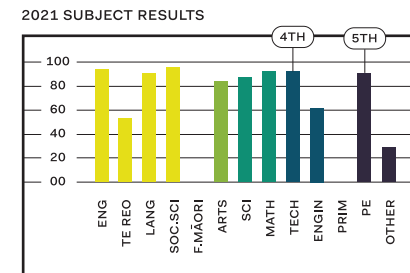
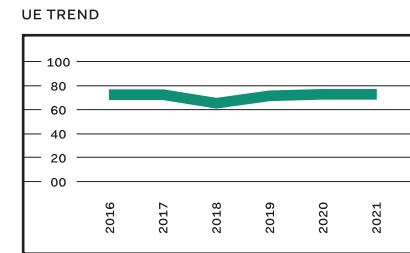
Rosehill College

STATE — COED		
QUALS.NCEA, NZQF	TEN. 13+1	
ROL. 1526-78	SCHOL. 0+0	LEAVE. 378+28
ACH. <1 14%	L1 14%	L2 26% L3 10% UE 35%



Rosmini College

INTEGRATED STATE — BOYS		
QUALS.NCEA, NZS	TEN. 15+1	
ROL. 1056+2	SCHOL. 6-7	LEAVE. 158-13
ACH. <1 2%	L1 1%	L2 16% L3 6% UE 74%



Key

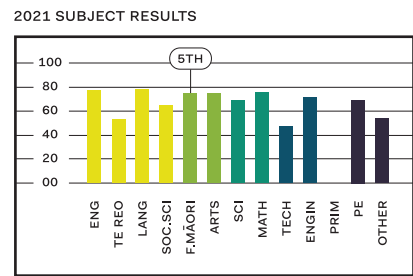
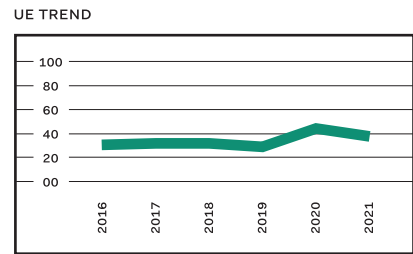
COED/GIRLS/BOYS. School type.	QUALS. Qualifications offered	LEAVE. No. of leavers in 2021 +/- SINCE 2020
ROL. Roll +/- SINCE 2021	SCHOL. No. of scholarship students +/- SINCE 2020	TEN. Ave. teacher tenure +/- SINCE 2020
ACH. Level achieved at leaving in 2021	<1 Under level 1 L1-3 Level 1-3	UE University Entrance

ENG English	TE REO Te Reo Māori	LANG Languages	SOC.SCI Social Sciences	F.MĀORI Field Māori
ARTS Arts	SCI Sciences	MATH Mathematics	TECH Technology	ENGIN Engineering
PRIM Primary Industries	PE Health & Phys Ed	OTHER Miscellaneous		



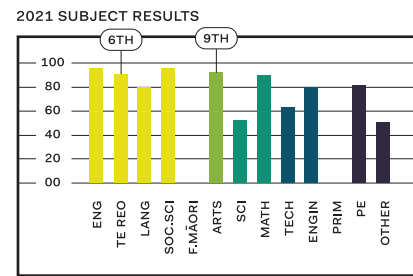
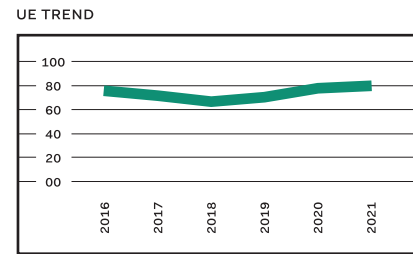
Rutherford College

STATE — COED	
QUALS.NCEA, NZS	TEN.14-2
ROL.1362+16	SCHOL.11+0 LEAVE.251-8
ACH. <1 12% L1 13% L2 22% L3 14% UE 39%	



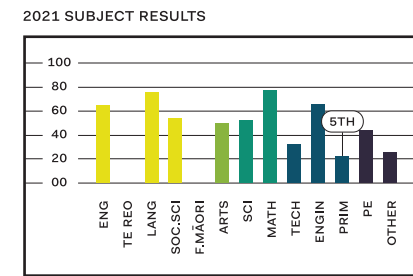
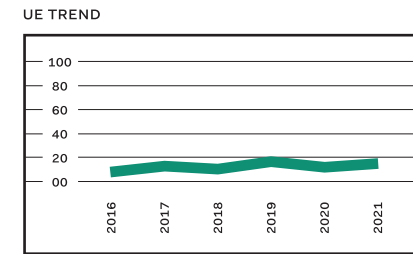
Sacred Heart College

INTEGRATED STATE — BOYS	
QUALS.NCEA, NZQF, NZS	TEN.12+1
ROL.1270-26	SCHOL.29+10 LEAVE.188+7
ACH. <1 1% L1 4% L2 12% L3 4% UE 80%	



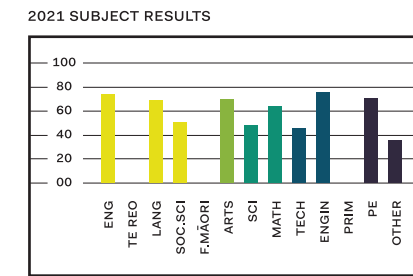
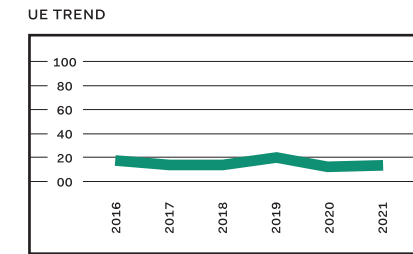
Sir Edmund Hillary Collegiate

STATE — COED	
QUALS.NCEA	TEN.14-3
ROL.547-2	SCHOL.0+0 LEAVE.115-11
ACH. <1 30% L1 7% L2 33% L3 14% UE 16%	



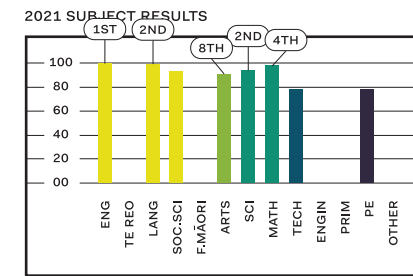
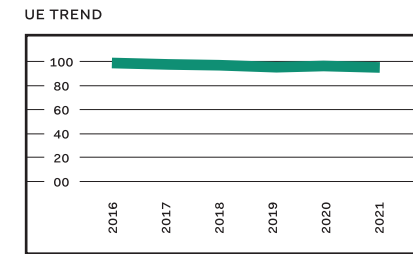
Southern Cross Campus

STATE — COED	
QUALS.NCEA, NZQF	TEN.11.5-1.5
ROL.1423-69	SCHOL.1+1 LEAVE.175+25
ACH. <1 21% L1 10% L2 23% L3 31% UE 14%	



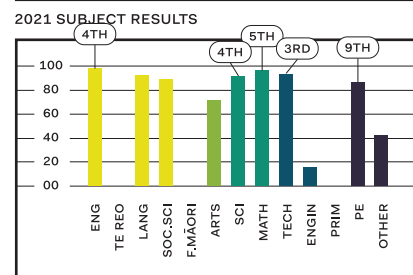
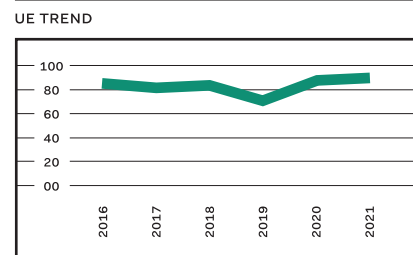
St Cuthbert's College

PRIVATE — GIRLS	
QUALS.NCEA, NZQF, NZS, IB	TEN.
ROL.1559+96	SCHOL.47+4 LEAVE.164+8
ACH. <1 0% L1 2% L2 0% L3 1% UE 97%	



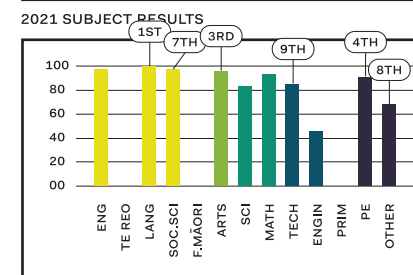
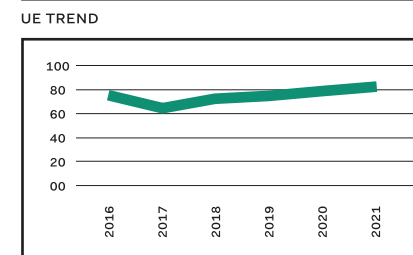
Saint Kentigern College

PRIVATE — COED	
QUALS.NCEA, NZQF, NZS, IB	TEN.
ROL.2248+28	SCHOL.30-7 LEAVE.338-4
ACH. <1 1% L1 1% L2 6% L3 3% UE 90%	



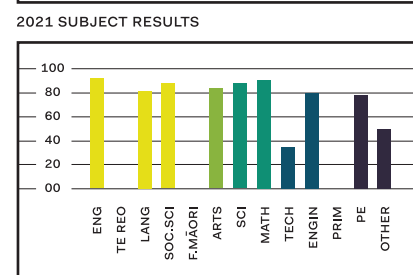
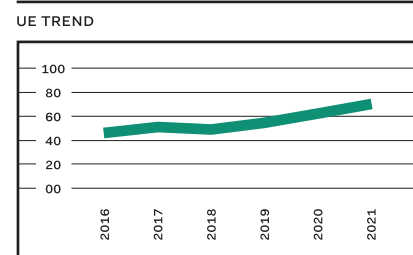
Sancta Maria College

INTEGRATED STATE — COED	
QUALS.NZCE	TEN.15+1
ROL.1024-10	SCHOL.12+6 LEAVE.138-1
ACH. <1 2% L1 1% L2 10% L3 4% UE 83%	



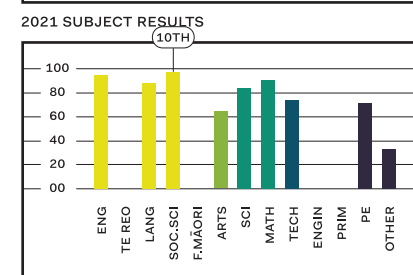
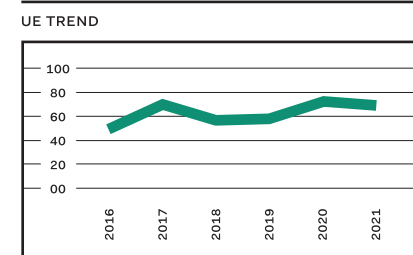
Selwyn College

STATE — COED	
QUALS.NCEA, NZQF, NZS	TEN.10+1
ROL.1383+66	SCHOL.8-7 LEAVE.228+19
ACH. <1 4% L1 8% L2 17% L3 1% UE 70%	



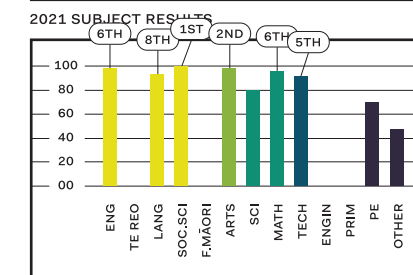
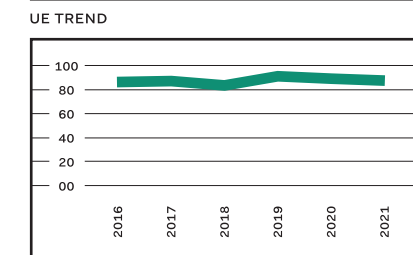
St Dominic's Catholic College

INTEGRATED STATE — GIRLS	
QUALS.NCEA	TEN.16+1
ROL.1483+20	SCHOL.0-2 LEAVE.117+26
ACH. <1 1% L1 8% L2 15% L3 8% UE 69%	



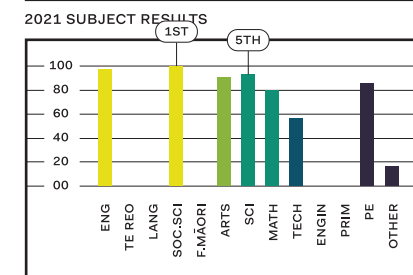
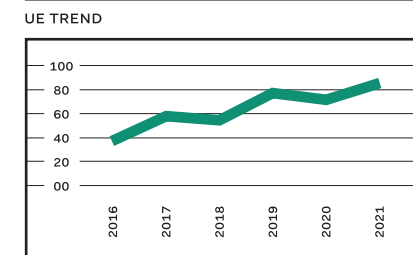
St Mary's College

INTEGRATED STATE — GIRLS	
QUALS.NCEA, NZS	TEN.10+0
ROL.1000-4	SCHOL.7-2 LEAVE.118-26
ACH. <1 0% L1 1% L2 6% L3 6% UE 87%	



St Paul's College

INTEGRATED STATE — BOYS	
QUALS.NCEA	TEN.8-4
ROL.387+36	SCHOL.0-1 LEAVE.44+13
ACH. <1 2% L1 0% L2 9% L3 5% UE 84%	



Key

COED/GIRLS/BOYS. School type.	QUALS. Qualifications offered	LEAVE. No. of leavers in 2021 +/- SINCE 2020
ROL. Roll +/- SINCE 2021	SCHOL. No. of scholarship students +/- SINCE 2020	TEN. Ave. teacher tenure +/- SINCE 2020
ACH. Level achieved at leaving in 2021	<1 Under level 1 L1-3 Level 1-3	UE University Entrance

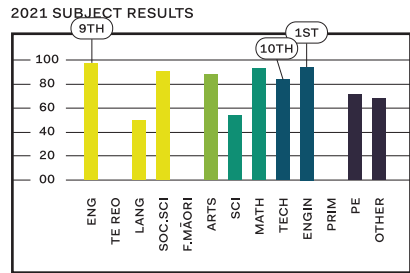
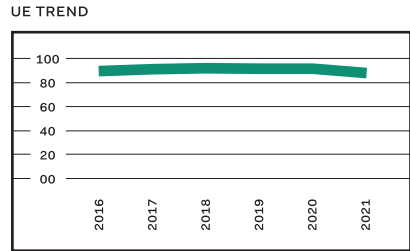
ENG English	TE REO Te Reo Māori	LANG Languages	SOC.SCI Social Sciences	F.MAORI Field Māori
ARTS Arts	SCI Sciences	MATH Mathematics	TECH Technology	ENGIN Engineering
PRIM Primary Industries	PE Health & Phys Ed	OTHER Miscellaneous		

T

St Peter's College

INTEGRATED STATE — BOYS

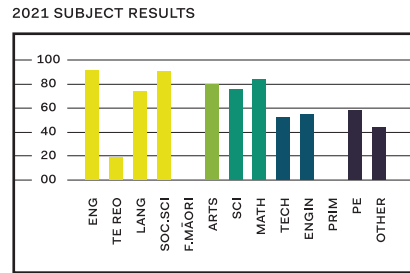
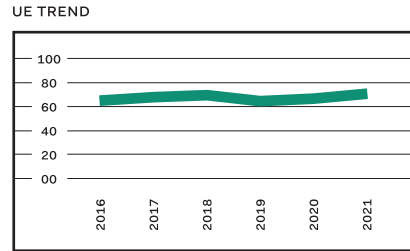
QUALS.NCEA, NZQF, NZS, CIE	TEN.10+1
ROL.1268-5	SCHOL.30-2 LEAVE.180-21
ACH. <1 1%	L1 3% L2 7% L3 0% UE 89%



Takapuna Grammar

STATE — COED


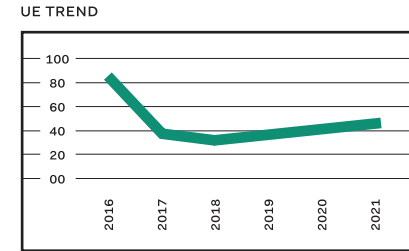
QUALS.NCEA, NZQF, NZS	TEN.10-1
ROL.1844-7	SCHOL.38+4 LEAVE.332+7
ACH. <1 5%	L1 4% L2 10% L3 10% UE 71%



Te Wharekura o Manurewa

STATE — COED

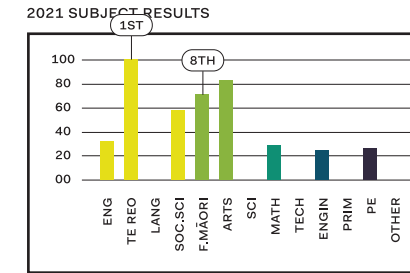
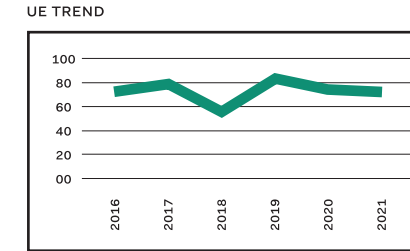
QUALS.NCEA, NZQF	TEN.17.56+2
ROL.39+3	SCHOL. LEAVE. 7+3
ACH. <1 0%	L1 43% L2 14% L3 0% UE 43%



TKKM o Hoani Waititi

STATE — COED

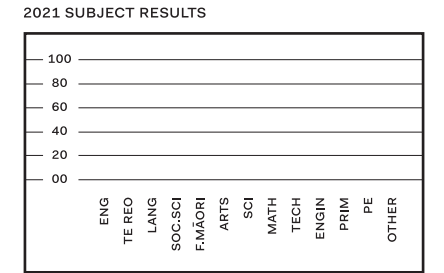
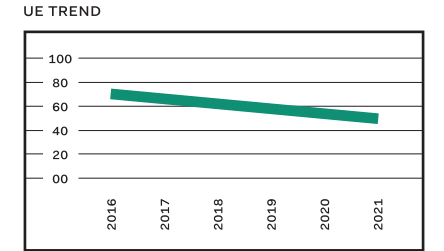
QUALS.NCEA	TEN.8+1
237+12	SCHOL.0-4 LEAVE.18+6
<1 6%	L1 0% L2 17% L3 6% UE 72%



TKKM o Puau Te Moananui-a-Kiwa

STATE

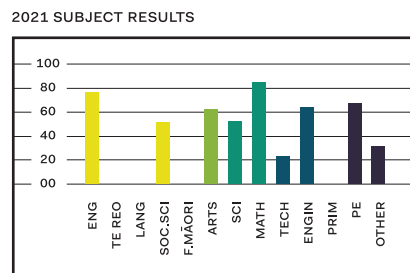
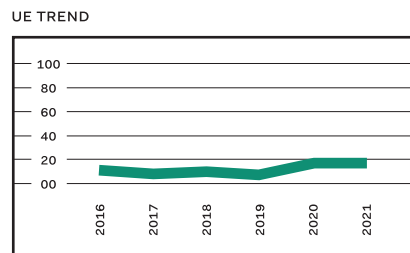
QUALS.	TEN.9+1.5
ROL.105-2	SCHOL.0+0 LEAVE.6+4
ACH. <1 17%	L1 0% L2 17% L3 17% UE 50%



Tamaki College

STATE — COED

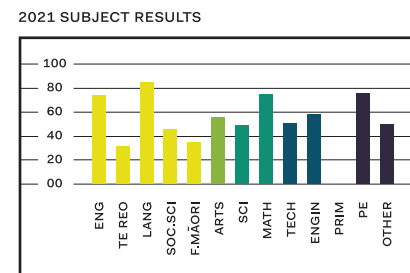
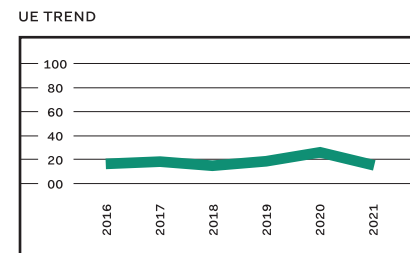
QUALS.NCEA, NZQF	TEN.13-2
ROL.649+23	SCHOL.0+0 LEAVE.113+1
ACH. <1 17%	L1 10% L2 27% L3 30% UE 17%



Tangaroa College

STATE — COED

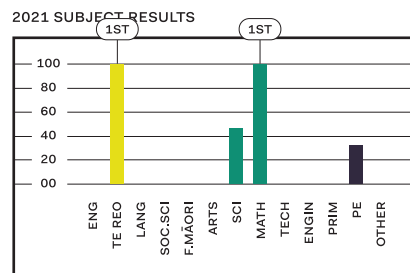
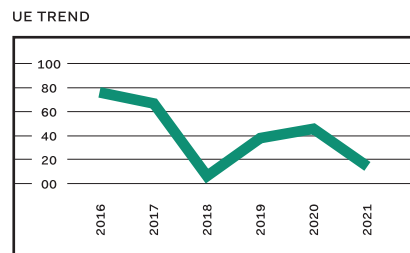
QUALS.NCEA	TEN.14.5+1.5
ROL.756-41	SCHOL.0+0 LEAVE.189+12
ACH. <1 20%	L1 8% L2 28% L3 28% UE 16%



Te Kura Māori o Ngā Tapuwae

STATE — COED

QUALS.NCEA	TEN.6+0
ROL.254-14	SCHOL.0+0 LEAVE.13+2
ACH. <1 0%	L1 0% L2 8% L3 77% UE 15%

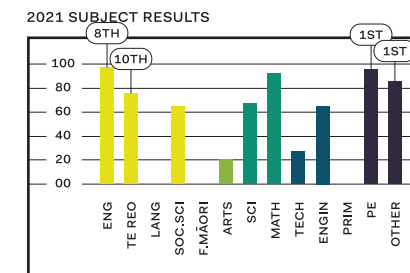
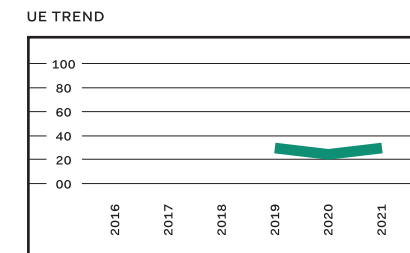


V

Vanguard Military School

STATE — COED

QUALS.NCEA	TEN.9+2
ROL.141-3	SCHOL.0+0 LEAVE.63+2
ACH. <1 3%	L1 6% L2 30% L3 30% UE 30%



W

Key

COED/GIRLS/BOYS. School type.	QUALS. Qualifications offered	LEAVE. No. of leavers in 2021 +/- SINCE 2020
ROL. Roll +/- SINCE 2021	SCHOL. No. of scholarship students +/- SINCE 2020	TEN. Ave. teacher tenure +/- SINCE 2020
ACH. Level achieved at leaving in 2021	<1 Under level 1 L1-3 Level 1-3	UE University Entrance

ENG English	TE REO Te Reo Māori	LANG Languages	SOC.SCI Social Sciences	F.MAORI Field Māori
ARTS Arts	SCI Sciences	MATH Mathematics	TECH Technology	ENGIN Engineering
PRIM Primary Industries	PE Health & Phys Ed	OTHER Miscellaneous		

Most Top 10 Results

Baradene, Sancta Maria, Saint Mary's (6)

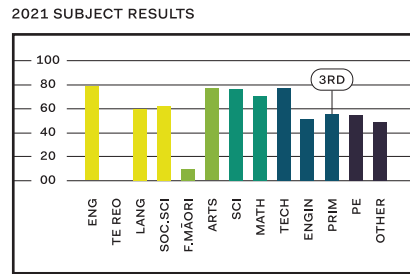
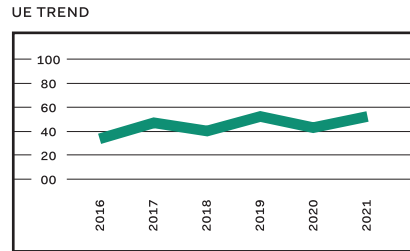
Key

COED/GIRLS/BOYS. School type.	QUALS. Qualifications offered	LEAVE. No. of leavers in 2021 +/- SINCE 2020
ROL. Roll +/- SINCE 2021	SCHOL. No. of scholarship students +/- SINCE 2020	TEN. Ave. teacher tenure +/- SINCE 2020
ACH. Level achieved at leaving in 2021	<1 Under level 1 L1-3 Level 1-3	UE University Entrance

ENG English	TE REO Te Reo Māori	LANG Languages	SOC.SCI Social Sciences	F.MĀORI Field Māori
ARTS Arts	SCI Sciences	MATH Mathematics	TECH Technology	ENGIN Engineering
PRIM Primary Industries	PE Health & Phys Ed	OTHER Miscellaneous		

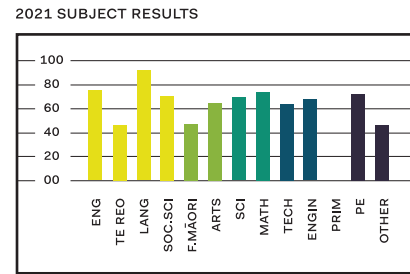
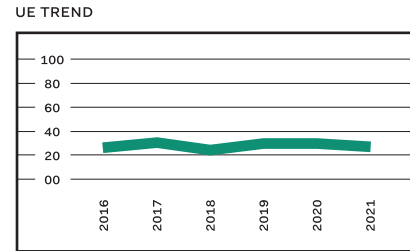
Waiheke High School

STATE — COED		
QUALS.NCEA, NZS	TEN.13,5+0,5	
ROL.387-35	SCHOL.0-2	LEAVE.79+9
ACH. <1 8%	L1 9%	L2 15% L3 15% UE 53%



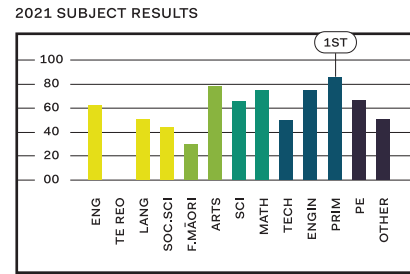
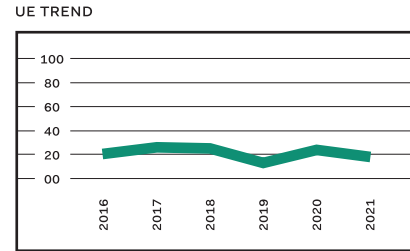
Waitākere College

STATE — COED		
QUALS.NCEA, NZQF	TEN.10-1	
ROL.1498+53	SCHOL.4-5	LEAVE.276+13
ACH. <1 13%	L1 10%	L2 26% L3 25% UE 26%



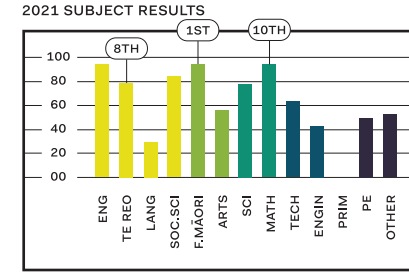
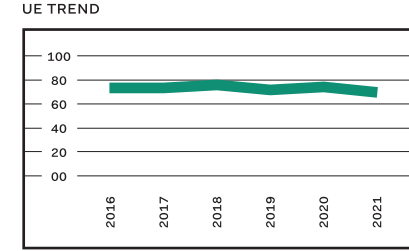
Waiuku College

STATE — COED		
QUALS.NCEA, NZQF	TEN.15+1	
ROL.881-26	SCHOL.0+0	LEAVE.179-10
ACH. <1 13%	L1 13%	L2 36% L3 20% UE 18%



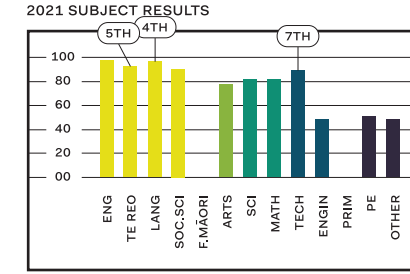
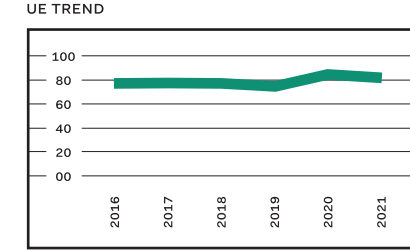
Westlake Boys High School

STATE — BOYS		
QUALS.NCEA, NZS	TEN.10+1	
ROL.2467+55	SCHOL.98+2	LEAVE.449+14
ACH. <1 2%	L1 5%	L2 13% L3 10% UE 70%



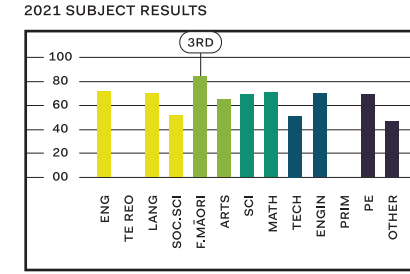
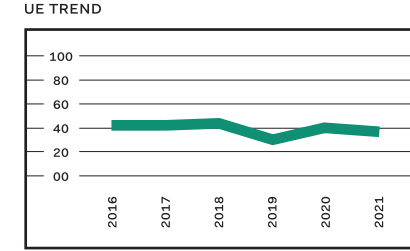
Westlake Girls High School

STATE — GIRLS		
QUALS.NCEA, NZQF, NZS	TEN.11,5+0,5	
ROL.2090-124	SCHOL.32-22	LEAVE.427+76
ACH. <1 3%	L1 2%	L2 7% L3 7% UE 81%



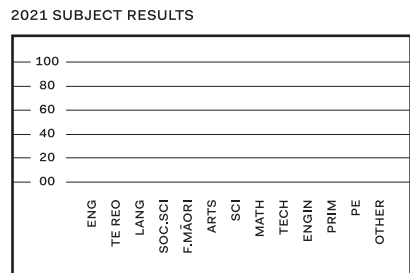
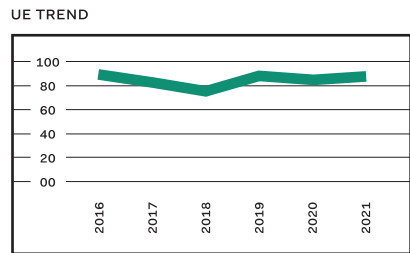
Whangaparāoa College

STATE — COED		
QUALS.NCEA, NZQF	TEN.11+2	
ROL.1608+26	SCHOL.1-2	LEAVE.184-7
ACH. <1 18%	L1 5%	L2 27% L3 11% UE 38%



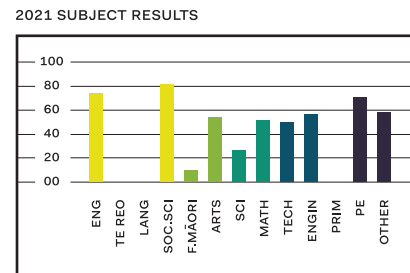
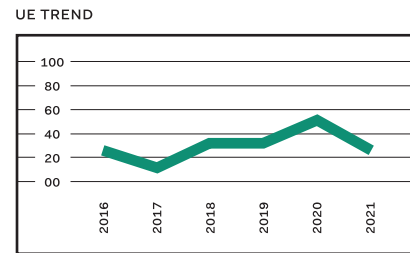
Wentworth College

PRIVATE — COED		
QUALS.CIE	TEN.	
ROL.277+14	SCHOL.0+0	LEAVE.38+19
ACH. <1 0%	L1 0%	L2 5% L3 8% UE 87%



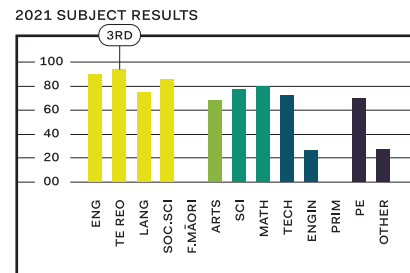
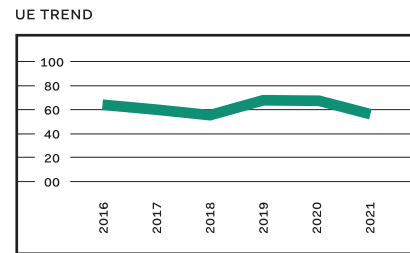
Wesley College

INTEGRATED STATE — COED		
QUALS.NCEA	TEN.13,5+2,5	
ROL.366-10	SCHOL.0+0	LEAVE.75+16
ACH. <1 11%	L1 11%	L2 24% L3 31% UE 24%



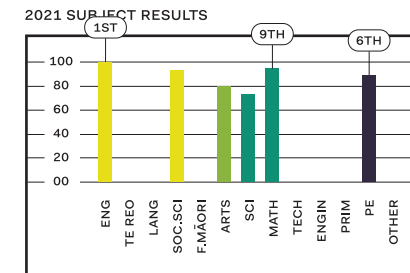
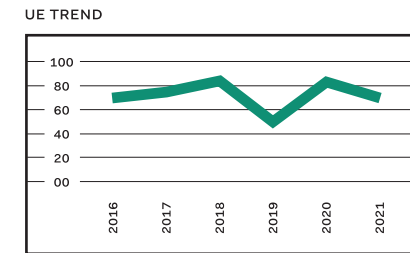
Western Springs College

STATE — COED		
QUALS.NCEA, NZS	TEN.9+0	
ROL.1714+5	SCHOL.8-14	LEAVE.326+26
ACH. <1 8%	L1 4%	L2 23% L3 8% UE 57%



Zayed College for Girls

INTEGRATED STATE — GIRLS		
QUALS.NCEA	TEN.9+0	
ROL.143-4	SCHOL.0+0	LEAVE.20+4
ACH. <1 0%	L1 0%	L2 10% L3 20% UE 70%



Key		
COED/GIRLS/BOYS. School type.	QUALS. Qualifications offered	LEAVE. No. of leavers in 2021 +/- SINCE 2020
ROL. Roll +/- SINCE 2021	SCHOL. No. of scholarship students +/- SINCE 2020	TEN. Ave. teacher tenure +/- SINCE 2020
ACH. Level achieved at leaving in 2021	<1 Under level 1 L1-3 Level 1-3	UE University Entrance

ENG English	TE REO Te Reo Māori	LANG Languages	SOC.SCI Social Sciences	F.MĀORI Field Māori
ARTS Arts	SCI Sciences	MATH Mathematics	TECH Technology	ENGIN Engineering
PRIM Primary Industries	PE Health & Phys Ed	OTHER Miscellaneous		