

Land Rover PRESENTS

# THE BEST SCHOOLS IN AUCKLAND

TEXT BY Metro

RESEARCH BY Kantar

PHOTOGRAPHY BY Karen Inderbitzen-Waller

LIGHTING & CAMERA ASSIST Delphine Avril Planqueel

STYLIST Jules Armishaw

HAIR AND MAKEUP Stacy Jacqueline Lee Ghin

MODELS Caleb Cameron-Lee @RED11 and Lola Willis Bradbourne

THANKS TO Symmetry Studio, Head High at South Pacific pictures  
and the many cold children whose uniforms were appropriated by  
Jules Armishaw.

THE NEW DISCOVERY

# NEVER STOP DISCOVERING



## CLASS-LEADING TECHNOLOGY UPGRADES.

When you get behind the wheel of the new Land Rover Discovery, you'll be accompanied by the latest in-car technology.

The Pivi Pro infotainment system features an intuitive 11,4" Touchscreen interface so you can find what you're looking for quickly, without getting lost in menus, screens and hidden features. And with the self-learning navigation system, you'll get to where you need to go, using your preferred route every time.

[landrover.co.nz](http://landrover.co.nz)

\*Terms and conditions apply. The standard scheduled 5 Year servicing is included. Speak to your retailer for more details or visit [www.landrover.co.nz](http://www.landrover.co.nz).



ABOVE & BEYOND



**5** LAND ROVER CARE  
YEARS SERVICE PLAN

PROUDLY SPONSORING  
**1ST XV**  
**RUGBY**



# SCHOOLS DATA

## Sources and Methodology

The Ministry of Education data we have analysed is for 2019. Data for 2020 is not yet available as the Ministry of Education needs to conduct considerable processing to be able to report achievement data consistently and robustly. Despite the best efforts on the part of the Ministry of Education we have uncovered – working alongside some Auckland schools – that there are discrepancies in the data they have provided us due to coding they have conducted to process international qualification and scholarship subjects. These discrepancies result in lower attainment figures being reported to us than the students and schools achieved. Where these have been obvious errors, we have redacted these data, but where school attainment is being consistently under-reported it is more difficult to spot, so, we would like to emphasise that schools that offer alternative examination pathways (i.e. Cambridge Assessment International Education, International Baccalaureate) may be performing even better than these Ministry of Education data report. Even with the data issues around alternative education pathways, the Ministry of Education data provided is still the fairest and most comparable data available to help students and parents to understand how schools are performing academically.

The Ministry of Education calculates University Entrance pass rates based on every Year 13 student in a given year rather than only counting students who are eligible to receive UE going into Year 13. As some vocational pathways lead students to conduct further Level 2 studies rather than sitting University Entrance level subjects, these schools will receive lower pass rates despite the schools doing an excellent job of educating their students.

Consequently, we have elected in addition to report on University Entrance attainment we have investigated attainment by schools for each subject at Level 1.

We report schools that perform better than the average for schools within the same decile for each learning area. For example, each decile 2 school is compared to

the average of all Auckland decile 2 schools. This is an unweighted average across schools (an average of averages). Because schools differ substantially in size, this means that the “decile 2 average” isn’t the average student performance in decile 2 schools, it’s the average school value across decile 2 schools. School subjects with an asterisk are performing above average for that decile for that subject. The schools are only compared within decile group, which assumes it is valid to compare all “decile 2” schools to one another. Decile reflects the socio-economic background of the catchment the schools are in – not the background of the students who enrol in those schools. Consequently, the Ministry of Education is transitioning the allocation of school funding from being based on decile to a more equitable measure based on the socio-economic background of students enrolling in each school.

In addition to this we have identified the Top 10 schools in terms of Level 1 achievement rates at the school level (proportion of students who pass Level 1 for that subject area, rather than a reflection of how well they pass) across all of Auckland for each subject area. Schools with less than 10 participating students were excluded from the final top 10 subject performance list. Some subject fields had low pass rates if we included the 10th best performing school, so we also included a threshold that to be in one of these top lists 80% or more Level 1 students in that Subject Field needed to have passed. This resulted in a Top 2 list for “Primary Industries”, a Top 3 list for “Other - not elsewhere classified”, a Top 5 list for “Field Māori” and Top 10 lists for all other subject areas.

“Field Māori” contains all courses to do with Māori culture except for “Te Reo Māori”. “Other - not elsewhere classified” contains all courses that do not sit within one of the other groupings (Cadet Forces; Career Guidance, Consultation, and Education; Life skills/Personal development; Civil Defence; Early Childhood Education; Teacher and Trainer Education; Fire and Rescue Services;

Archives and Records Management; Infrastructure and Civil Engineering; Supported Learning; Librarianship, Records, Archives, and Collections Management; Marketing, Advertising, and Public Relations; Public Sector Services; Sales, Distribution, and Logistics; Service Sector; Tourism, Hospitality, and Travel).

Selection effects are likely to be in play with some schools with Top 10 designations; for example, schools who restrict second language learning to high achieving students will have higher Level 1 pass rates for those students than those who open it up to all students. The attainment by learning area is not necessarily a reflection of student performance, because it is also influenced by the subjects that are chosen by students at each school. There will be a difference in the cohorts participating in learning areas at each school based on the characteristics and culture of the school. For example, Te Kura Māori o Ngā Tapuwae has high attainment relative to the average decile 2 school in Field Māori and Te Reo – this is likely to be driven by the school's foundation in mātauranga Māori as a Māori medium kura.

Teaching tenure has been defined to be the number of years a teacher has been paid on a teacher collective and it only considers the staff's main role for the year. This data does not go back past 2004 so it doesn't correctly represent experience for teachers at the higher end (17+ years)

## LIMITATIONS TO OUR APPROACH

Some schools take in students with learning support needs and these students learn alongside other students at school. These student's grades can feature in the totals presented here so a school having students who missed Level 1 may be a good reflection on a school – a school that is preparing all its students to be better adults.

Not all students intend to go to University and some subjects are only offered up to Level 2. Some students who are getting great grades are sitting further Level 2 papers in Year 13 (which are not available at Level 3) that are setting them up better for specific careers. Simply comparing UE pass rates fails to recognise the excellent work these schools are doing setting these students up for their future as some students who are excelling are not sitting enough Level 3 papers to get UE.

Education is more than passing exams and our schools are doing a great job at nurturing and developing our young people. Measuring this is hard and we don't have the data to look much deeper than academic performance and identifying schools that have won sporting and music competitions, but parents and prospective students can get a great sense of this by talking to teachers and students on school visits.

## Reading the Radar Charts

Each school's results, discovered using the above methodology are displayed by subject on radar charts in the following pages. Roughly speaking, The humanities sit over the bottom half of the charts while Science, Maths and Technology based subjects are in the top half. The better a school does at a subject the closer the data point will display on the chart with 100% results around the outside edge.

### SUBJECT CODES

1. The Arts
2. Field Maori
3. Te Reo Maori
4. English and Comms
5. Languages
6. Social Sciences
7. Sciences
8. Maths and Statistics
9. Engineering and Manufacturing
10. Technology
11. Primary Industries
12. Health and Phys-Ed
13. Other/Not Classified

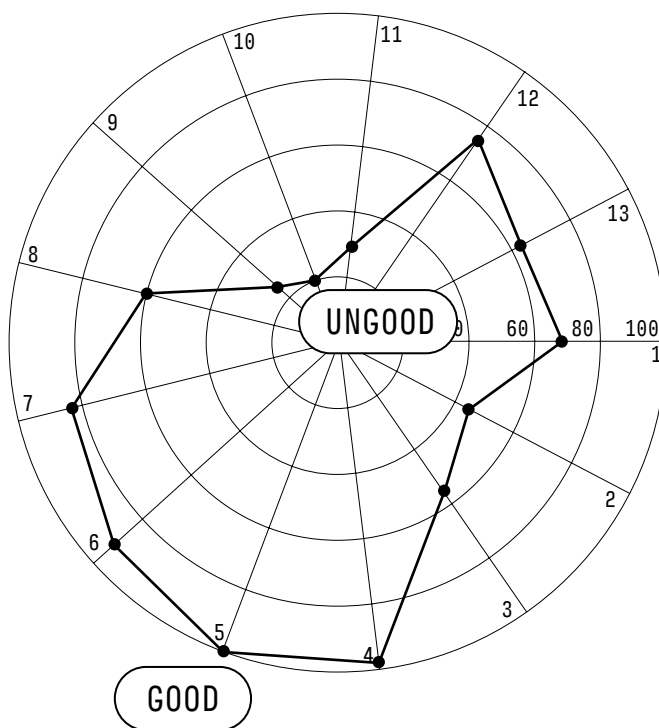


FIG 1.  
A school good at English and Languages but not so good at Maths and Technology.



# Kantar and Dr Will Konig

These analyses have been conducted by Dr Will Konig and his team at Kantar. Kantar is the world's leading data, insights, and consulting company.

## WHAT DOES KANTAR SPECIALISE IN?

Our offer covers the breadth of techniques and technologies, from purchase and media data to predicting long term trends; from advanced analytics and machine learning to workshop facilitation; from neuroscience to political polls; from large scale quantitative studies to qualitative research, incorporating ethnography and semiotics.

## WHAT IS KANTAR'S GREATEST STRENGTH?

Our strength lies in the unrivalled diversity of our people, methodologies, specialisms, and points of view that seamlessly fuse to give us a unique and complete understanding of people, across the world. We don't just help clients understand what's happened, we tell them why and how they can shape the future.

## TELL US ABOUT THE THE METRO AUCKLAND SCHOOLS STUDY?

We are honoured to be brought back in by Metro to help our tamariki and rangatahi select the schools that are best for them. We have sourced the data used in this study from the Ministry of Education. These data are important – containing achievement data about students and schools – and as such we have designed our analyses to raise the mana of the students and schools that these data are about. For example, as not all students go on to sit UE and as not all subjects are available at Level 3, we have chosen to celebrate achievement at Level 1 as well as at Level 3. As most of the data we have is about academic achievement, we stress throughout that this is only part of getting a great education and we don't have visibility of many of the great things these students and schools are accomplishing. You can get a sense of these things from open days where you can meet the teachers and current students.

We have introduced a couple of changes from when we last analysed these data in 2019; we are now celebrating the TOP 10 schools for each subject area at Level 1, and we are conducting geospatial analyses to help tamariki and rangatahi evaluate schools near where they live. The remainder of our approach is similar to last time; we report on data about the schools, the number of students who receive scholarships, the proportion of students who gain University Entrance, and we compare academic achievement by subject area within Deciles to celebrate where schools are performing above average.

Contact Dr Will Konig at Kantar  
[will.konig@kantar.com](mailto:will.konig@kantar.com)



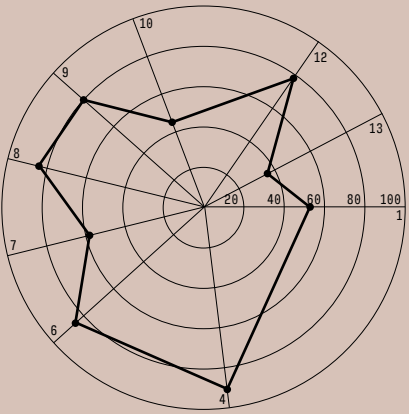
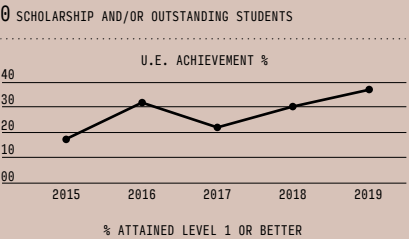
# DECILE ONE

AKL SEVENTH-DAY ADVENTIST HS

Co-Ed GENDER 9-15 YEARS 285 ROLL

35 LEAVERS NCEA Q.P. 12 T.T.

Māngere-Ōtāhuhu TERRITORIAL AUTHORITY

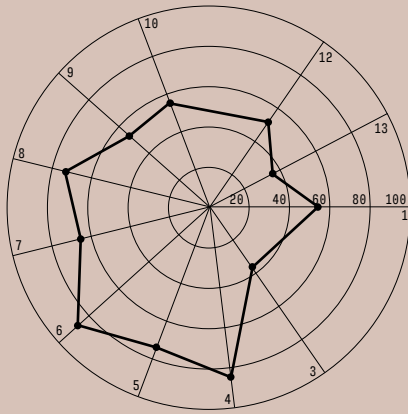
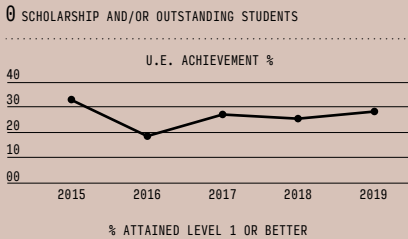


DE LA SALLE COLLEGE

Boys GENDER 7-15 YEARS 931 ROLL

162 LEAVERS NCEA/NZQF Q.P. 12 T.T.

Ōtara-Papatoetoe TERRITORIAL AUTHORITY

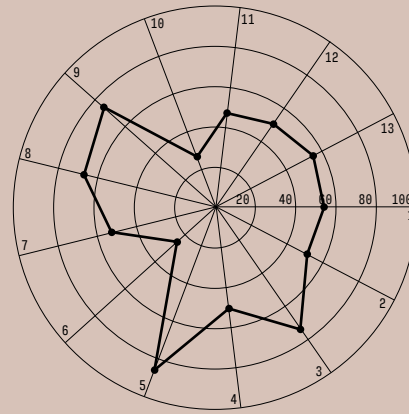
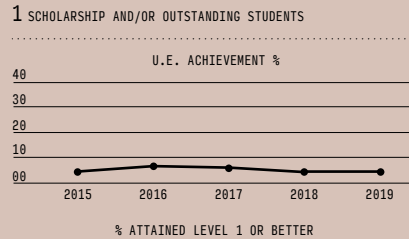


JAMES COOK HIGH SCHOOL

Co-Ed GENDER 9-15 YEARS 1213 ROLL

292 LEAVERS NCEA/NZQF Q.P. 14 T.T.

Manurewa TERRITORIAL AUTHORITY





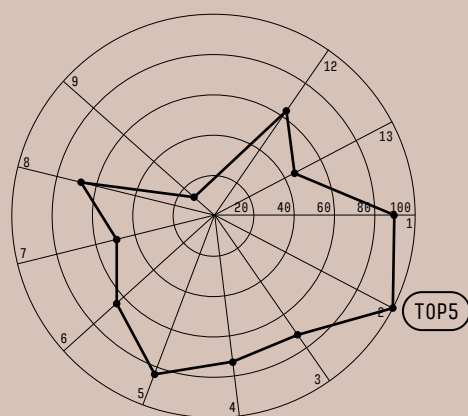
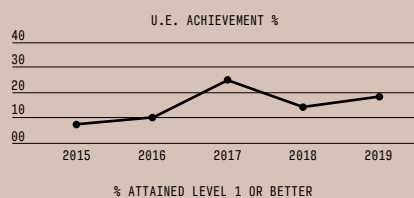
## KIA AROHA COLLEGE

Co-Ed GENDER 7-15 YEARS 173 ROLL

31 LEAVERS NCEA Q.P. 16 T.T.

Ōtara-Papatoetoe TERRITORIAL AUTHORITY

0 SCHOLARSHIP AND/OR OUTSTANDING STUDENTS



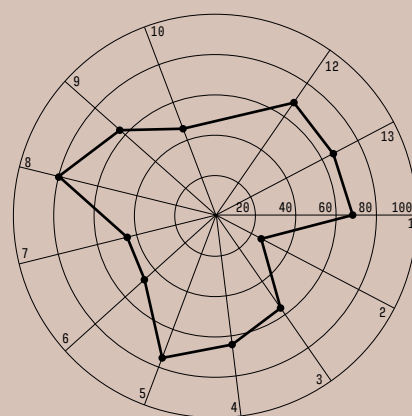
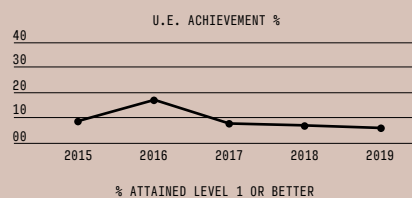
## MĀNGERE COLLEGE

Co-Ed GENDER 9-15 YEARS 679 ROLL

173 LEAVERS NCEA/NZQF Q.P. 13 T.T.

Māngere-Ōtāhuhu TERRITORIAL AUTHORITY

1 SCHOLARSHIP AND/OR OUTSTANDING STUDENTS



## KEY

GENDER

Boys/Girls only or  
Co-Ed

YEARS

School years offered

ROLL

Total number of  
students

LEAVERS

Total school leavers

T.T.

Median years teaching  
tenure

Q.P

Qualification pathways

% ATTAINED LEVEL 1 OR  
BETTER SUBJECT CODES:

- 1 The Arts
- 2 Field Māori
- 3 Te Reo Māori
- 4 English and Comms
- 5 Languages
- 6 Social Sciences
- 7 Sciences
- 8 Maths and Statistics
- 9 Engineering and  
Manufacturing
- 10 Technology
- 11 Primary Industries
- 12 Health and Phys-Ed
- 13 Other/Not Classified

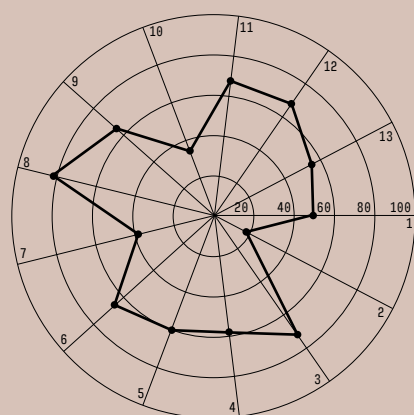

## MANUREWA HIGH SCHOOL

Co-Ed GENDER 9-15 YEARS 2009 ROLL

490 LEAVERS NCEA/NZQF/NZS 10 T.T.

Manurewa TERRITORIAL AUTHORITY

3 SCHOLARSHIP AND/OR OUTSTANDING STUDENTS



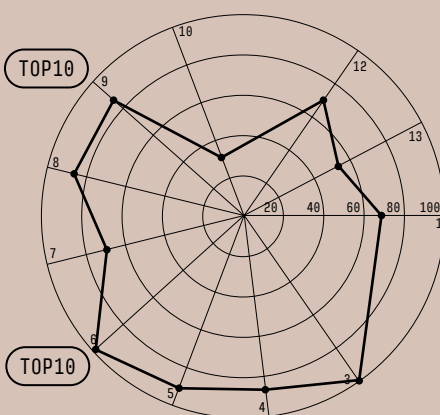
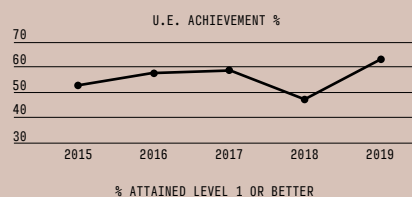
## McAULEY HIGH SCHOOL

Girls GENDER 9-15 YEARS 787 ROLL

154 LEAVERS NCEA Q.P. 12 T.T.

Māngere-Ōtāhuhu TERRITORIAL AUTHORITY

1 SCHOLARSHIP AND/OR OUTSTANDING STUDENTS



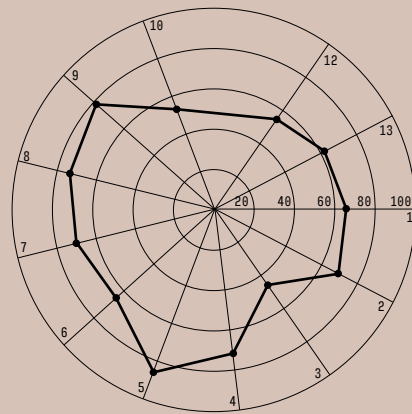

### ŌTĀHUHU COLLEGE

Co-Ed GENDER 9-15 YEARS 919 ROLL

225 LEAVERS NCEA/NZQF Q.P. 8 T.T.

Māngere-Ōtāhuhu TERRITORIAL AUTHORITY

0 SCHOLARSHIP AND/OR OUTSTANDING STUDENTS



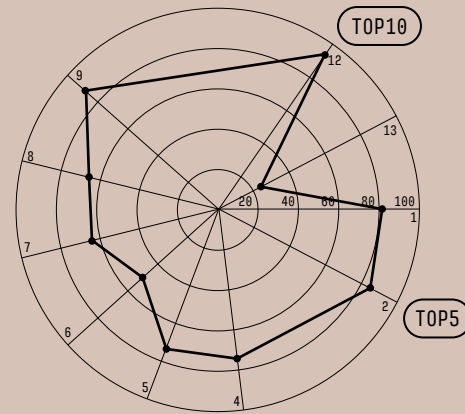

### PACIFIC ADVANCE SECONDARY SCHOOL

Co-Ed GENDER 9-15 YEARS 138 ROLL

32 LEAVERS NCEA Q.P. 3 T.T.

Māngere-Ōtāhuhu TERRITORIAL AUTHORITY

0 SCHOLARSHIP AND/OR OUTSTANDING STUDENTS



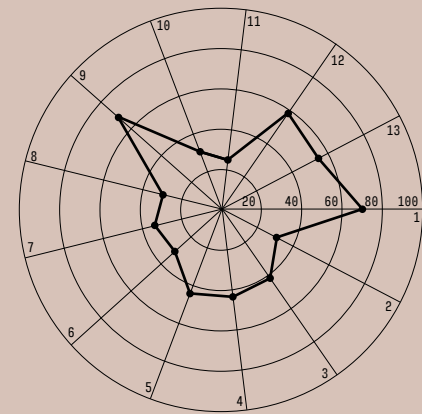
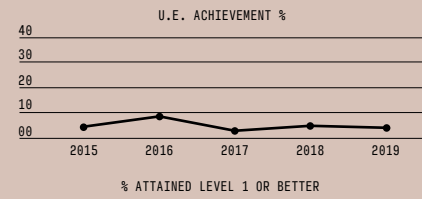
### PAPAKURA HIGH SCHOOL

Co-Ed GENDER 9-15 YEARS 747 ROLL

144 LEAVERS NCEA/NZQF Q.P. 13 T.T.

Papakura TERRITORIAL AUTHORITY

0 SCHOLARSHIP AND/OR OUTSTANDING STUDENTS



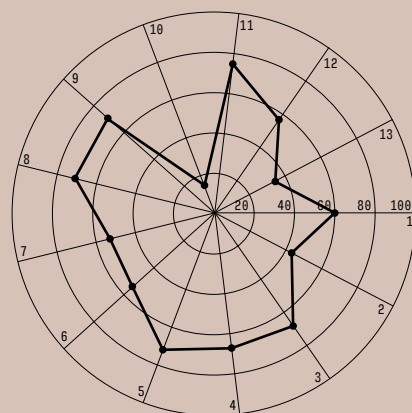
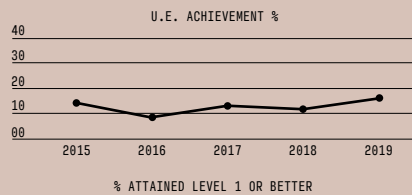
### SIR EDMUND HILLARY COLLEGIATE

Co-Ed GENDER 9-15 YEARS 528 ROLL

135 LEAVERS NCEA/NZQF Q.P. 16 T.T.

Ōtara-Papatoetoe TERRITORIAL AUTHORITY

0 SCHOLARSHIP AND/OR OUTSTANDING STUDENTS



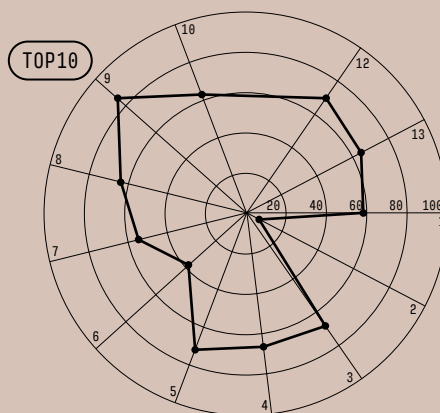
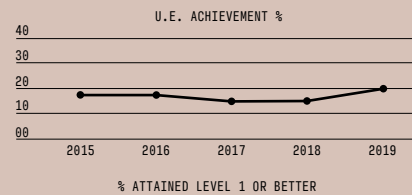
### SOUTHERN CROSS CAMPUS

Co-Ed GENDER Composite YEARS 1504 ROLL

207 LEAVERS NCEA/NZQF Q.P. 13 T.T.

Māngere-Ōtāhuhu TERRITORIAL AUTHORITY

1 SCHOLARSHIP AND/OR OUTSTANDING STUDENTS



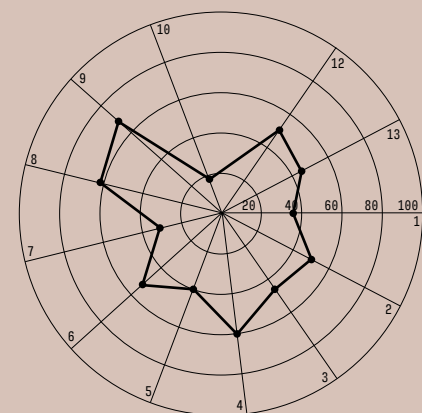
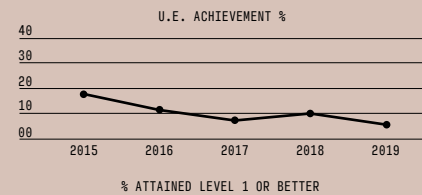
### TĀMAKI COLLEGE

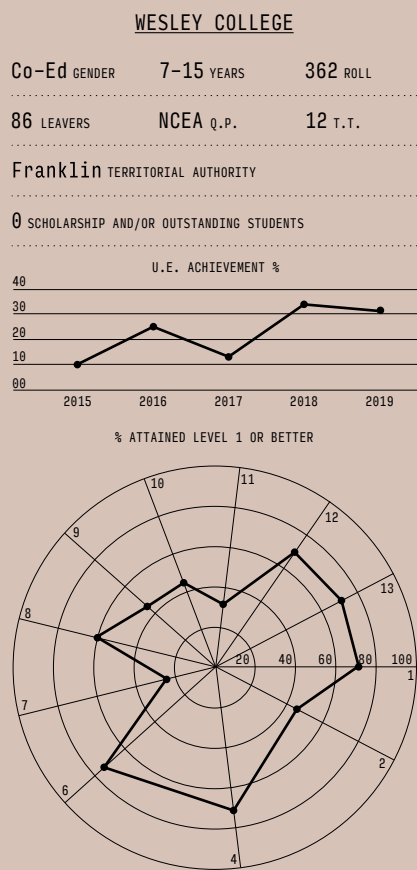
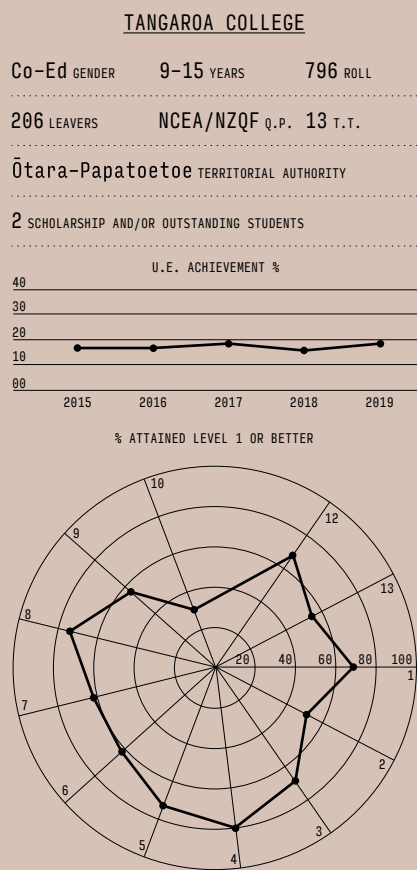
Co-Ed GENDER 9-15 YEARS 571 ROLL

159 LEAVERS NCEA/NZQF Q.P. 14 T.T.

Maungakiekie-Tāmaki TERRITORIAL AUTHORITY

1 SCHOLARSHIP AND/OR OUTSTANDING STUDENTS



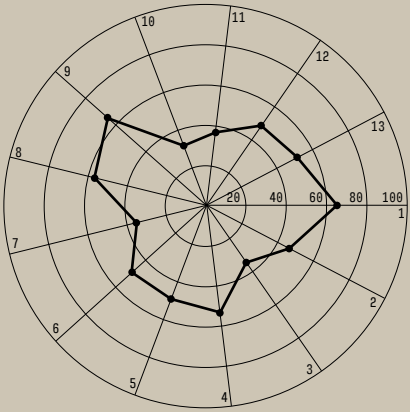
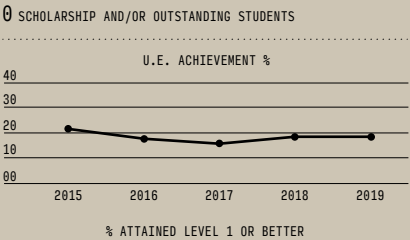


KEY
GENDER
Boys/Girls only or Co-Ed
YEARS
School years offered
ROLL
Total number of students
LEAVERS
Total school leavers
T.T.
Median years teaching tenure
Q.P.
Qualification pathways
<u>% ATTAINED LEVEL 1 OR BETTER SUBJECT CODES:</u>
1 The Arts
2 Field Māori
3 Te Reo Māori
4 English and Comms
5 Languages
6 Social Sciences
7 Sciences
8 Maths and Statistics
9 Engineering and Manufacturing
10 Technology
11 Primary Industries
12 Health and Phys-Ed
13 Other/Not Classified

# DECILE TWO

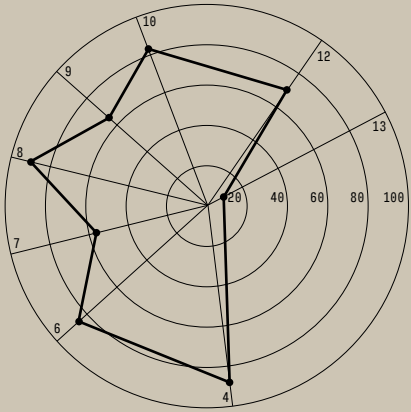
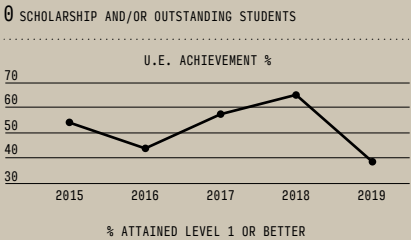
## ALFRISTON COLLEGE

Co-Ed GENDER 9-15 YEARS 1034 ROLL  
251 LEAVERS NCEA/NZQF Q.P. 9 T.T.  
Manurewa TERRITORIAL AUTHORITY



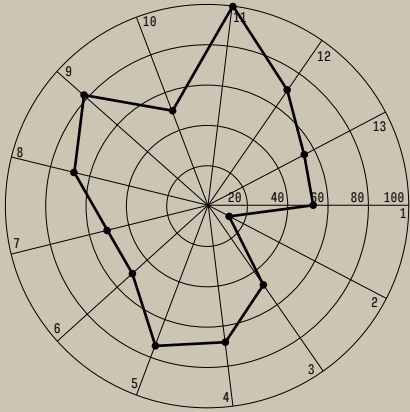
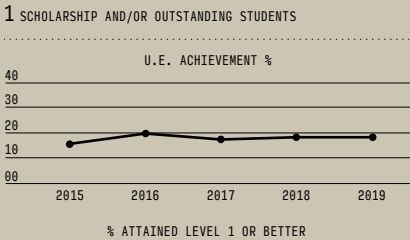
## AL-MADINAH SCHOOL

Co-Ed GENDER Composite YEARS 557 ROLL  
33 LEAVERS NCEA Q.P. 13 T.T.  
Māngere-Ōtāhuhu TERRITORIAL AUTHORITY



## AORERE COLLEGE

Co-Ed GENDER 9-15 YEARS 1596 ROLL  
342 LEAVERS NCEA/NZQF Q.P. 9 T.T.  
Ōtara-Papatoetoe TERRITORIAL AUTHORITY



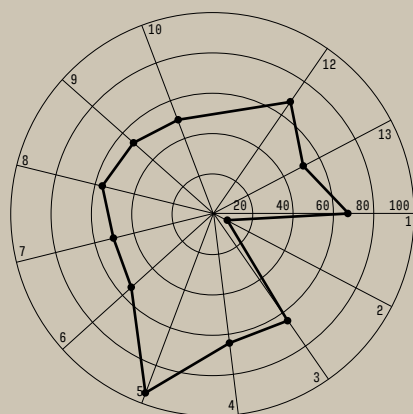
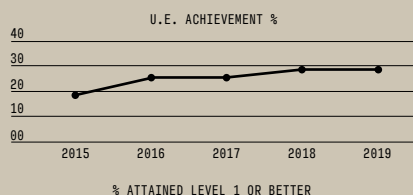
## EDGEWATER COLLEGE

Co-Ed GENDER 9-15 YEARS 600 ROLL

125 LEAVERS NCEA/NZQF Q.P. 13 T.T.

Howick TERRITORIAL AUTHORITY

2 SCHOLARSHIP AND/OR OUTSTANDING STUDENTS



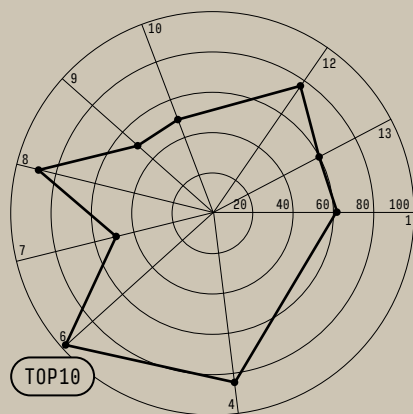
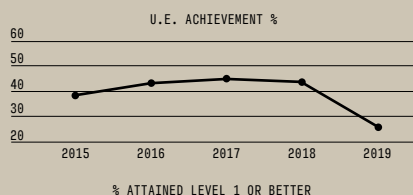
## MARCELLIN COLLEGE

Co-Ed GENDER 7-15 YEARS 555 ROLL

70 LEAVERS NCEA Q.P. 14 T.T.

Puketāpapa TERRITORIAL AUTHORITY

1 SCHOLARSHIP AND/OR OUTSTANDING STUDENTS



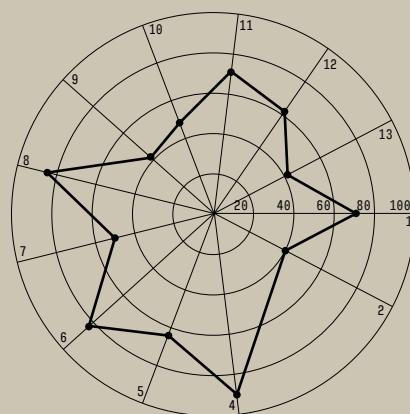
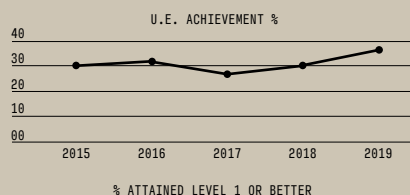
## KELSTON GIRLS' COLLEGE

Girls GENDER 9-15 YEARS 452 ROLL

112 LEAVERS NCEA/NZQF Q.P. 15 T.T.

Whau TERRITORIAL AUTHORITY

0 SCHOLARSHIP AND/OR OUTSTANDING STUDENTS



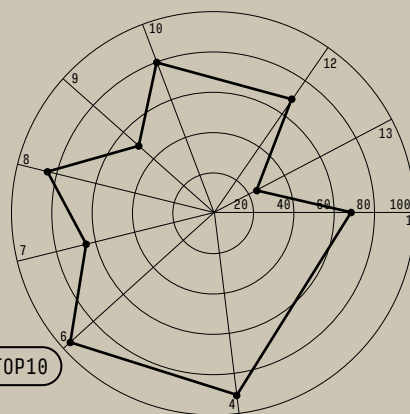
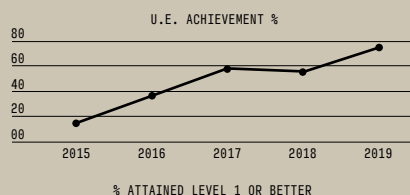
## ST PAUL'S COLLEGE (PONSONBY)

Boys GENDER 7-15 YEARS 289 ROLL

37 LEAVERS NCEA Q.P. 11 T.T.

Waitematā TERRITORIAL AUTHORITY

2 SCHOLARSHIP AND/OR OUTSTANDING STUDENTS



## KEY

GENDER

Boys/Girls only or  
Co-Ed

YEARS

School years offered

ROLL

Total number of  
students

LEAVERS

Total school leavers

T.T.

Median years teaching  
tenure

Q.P

Qualification pathways

% ATTAINED LEVEL 1 OR  
BETTER SUBJECT CODES:

- 1 The Arts
- 2 Field Māori
- 3 Te Reo Māori
- 4 English and Comms
- 5 Languages
- 6 Social Sciences
- 7 Sciences
- 8 Maths and Statistics
- 9 Engineering and Manufacturing
- 10 Technology
- 11 Primary Industries
- 12 Health and Phys-Ed
- 13 Other/Not Classified



KEY

GENDER  
Boys/Girls only or  
Co-Ed

YEARS  
School years offered

ROLL  
Total number of  
students

LEAVERS  
Total school leavers

T.T.  
Median years teaching  
tenure

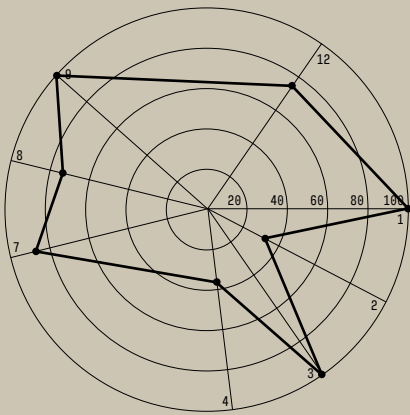
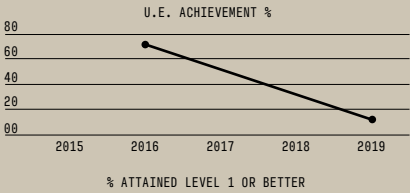
Q.P  
Qualification pathways

% ATTAINED LEVEL 1 OR  
BETTER SUBJECT CODES:

- 1 The Arts
- 2 Field Māori
- 3 Te Reo Māori
- 4 English and Comms
- 5 Languages
- 6 Social Sciences
- 7 Sciences
- 8 Maths and Statistics
- 9 Engineering and  
Manufacturing
- 10 Technology
- 11 Primary Industries
- 12 Health and Phys-Ed
- 13 Other/Not Classified

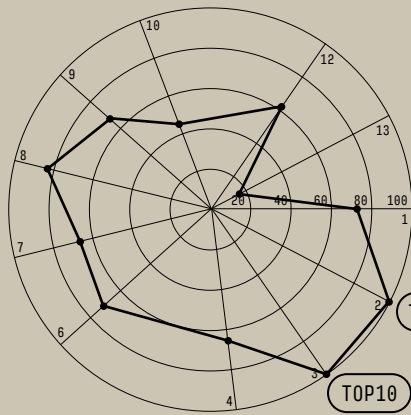
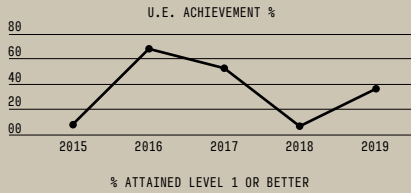
TE KKM O PUAU TE MOANANUI-A-KIWA

Co-Ed GENDER Composite YEARS 104 ROLL  
8 LEAVERS NCEA Q.P. 11 T.T.  
Maungakiekie-Tāmaki TERRITORIAL AUTHORITY  
0 SCHOLARSHIP AND/OR OUTSTANDING STUDENTS



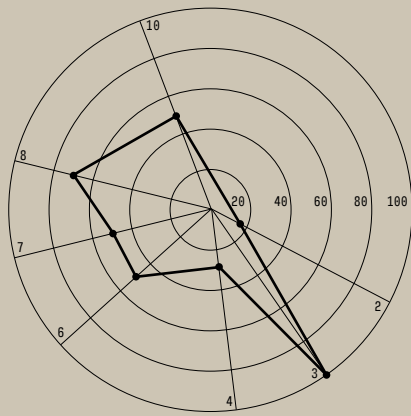
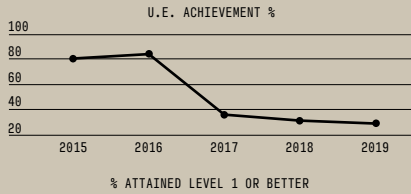
TE KURA MĀORI Ō NGĀ TAPUWAE

Co-Ed GENDER Composite YEARS 276 ROLL  
18 LEAVERS NCEA Q.P. 6 T.T.  
Māngere-Ōtāhuhu TERRITORIAL AUTHORITY  
0 SCHOLARSHIP AND/OR OUTSTANDING STUDENTS



TE WHAREKURA Ō MANUREWA

Co-Ed GENDER 9-15 YEARS 26 ROLL  
7 LEAVERS NCEA/NZQF Q.P. 15 T.T.  
Manurewa TERRITORIAL AUTHORITY  
0 SCHOLARSHIP AND/OR OUTSTANDING STUDENTS



# DECILE THREE

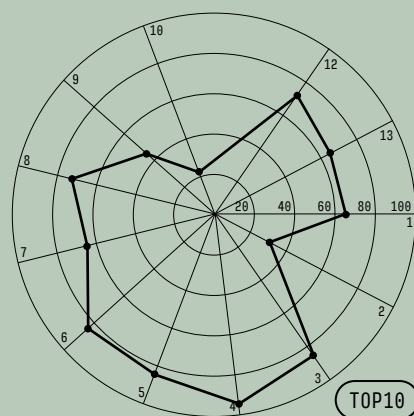
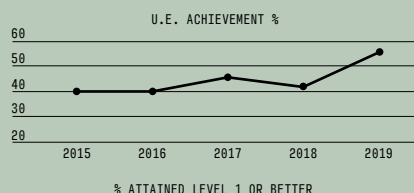
## AUCKLAND GIRLS' GRAMMAR SCHOOL

Girls GENDER 9-15 YEARS 954 ROLL

229 LEAVERS NCEA/NZQF Q.P. 14 T.T.

Waitematā TERRITORIAL AUTHORITY

4 SCHOLARSHIP AND/OR OUTSTANDING STUDENTS



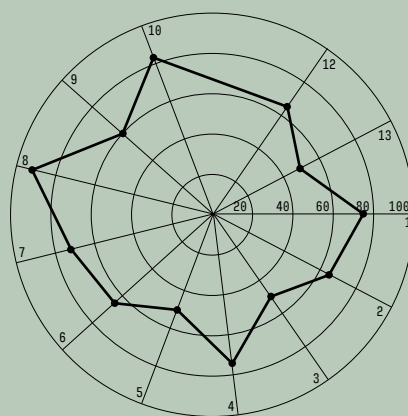
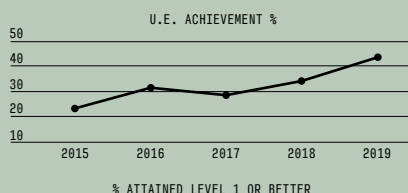
## HENDERSON HIGH SCHOOL

Co-Ed GENDER 9-15 YEARS 949 ROLL

150 LEAVERS NCEA/NZQF Q.P. 10 T.T.

Henderson-Massey TERRITORIAL AUTHORITY

0 SCHOLARSHIP AND/OR OUTSTANDING STUDENTS



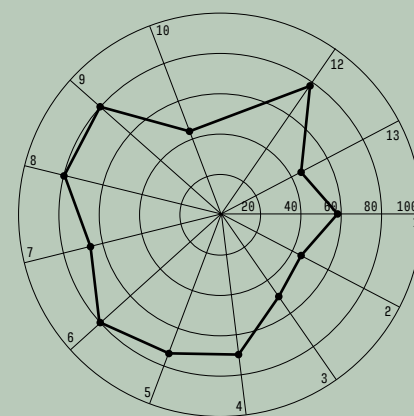
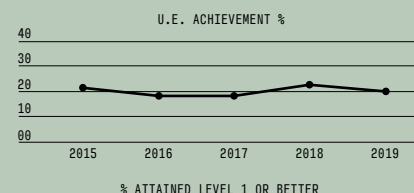
## KELSTON BOYS' HIGH SCHOOL

Boys GENDER 9-15 YEARS 654 ROLL

148 LEAVERS NCEA Q.P. 15 T.T.

Whau TERRITORIAL AUTHORITY

0 SCHOLARSHIP AND/OR OUTSTANDING STUDENTS



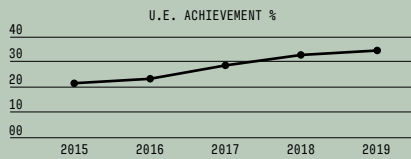
## ONE TREE HILL COLLEGE

Co-Ed GENDER 9-15 YEARS 1136 ROLL

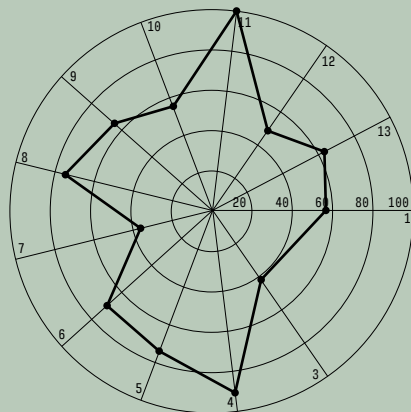
234 LEAVERS NCEA/NZQF Q.P. 8 T.T.

Maungakiekie-Tāmaki TERRITORIAL AUTHORITY

1 SCHOLARSHIP AND/OR OUTSTANDING STUDENTS



% ATTAINED LEVEL 1 OR BETTER



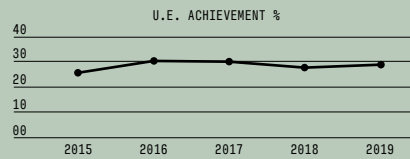
## ONEHUNGA HIGH SCHOOL

Co-Ed GENDER 9-15 YEARS 937 ROLL

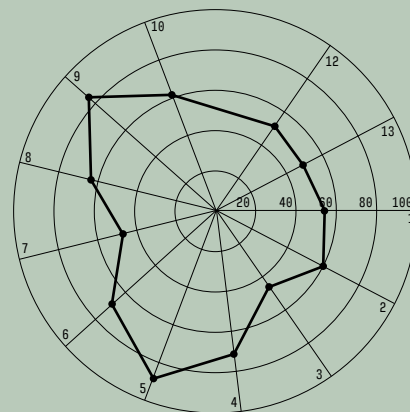
228 LEAVERS NCEA/NZQF Q.P. 6 T.T.

Maungakiekie-Tāmaki TERRITORIAL AUTHORITY

3 SCHOLARSHIP AND/OR OUTSTANDING STUDENTS



% ATTAINED LEVEL 1 OR BETTER



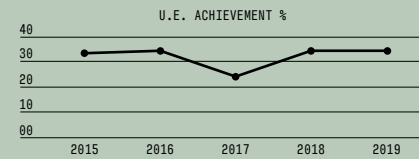
## PAPATOETOE HIGH SCHOOL

Co-Ed GENDER 9-15 YEARS 1391 ROLL

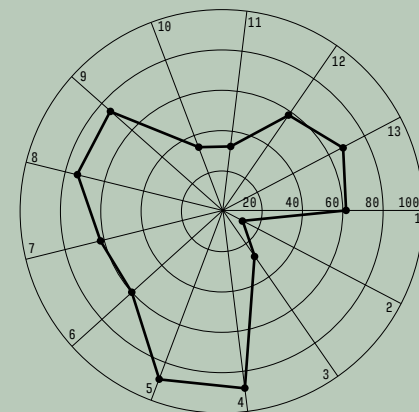
287 LEAVERS NCEA/NZQF Q.P. 12 T.T.

Ōtara-Papatoetoe TERRITORIAL AUTHORITY

0 SCHOLARSHIP AND/OR OUTSTANDING STUDENTS



% ATTAINED LEVEL 1 OR BETTER



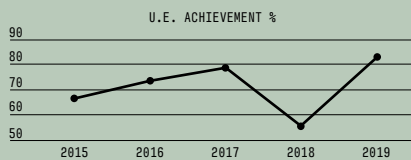
## TKKM O HOANI WAITITI

Co-Ed GENDER Composite YEARS 229 ROLL

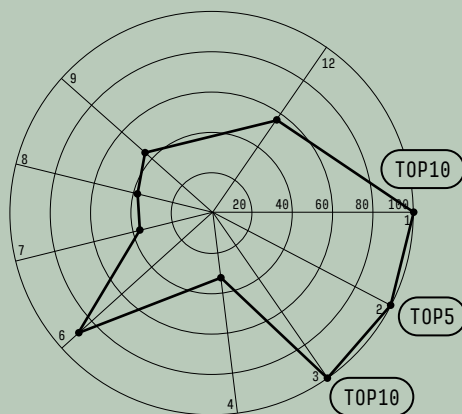
18 LEAVERS NCEA/NZQF Q.P. 7 T.T.

Waitakere Ranges TERRITORIAL AUTHORITY

8 SCHOLARSHIP AND/OR OUTSTANDING STUDENTS



% ATTAINED LEVEL 1 OR BETTER




## VANGUARD MILITARY SCHOOL

Co-Ed GENDER 9-15 YEARS 113 ROLL

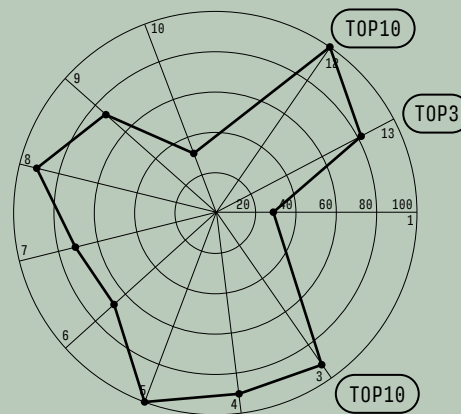
59 LEAVERS NCEA Q.P. 3 T.T.

Upper Harbour TERRITORIAL AUTHORITY

0 SCHOLARSHIP AND/OR OUTSTANDING STUDENTS



% ATTAINED LEVEL 1 OR BETTER



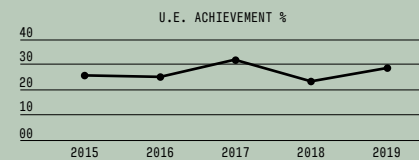
## WAITĀKERE COLLEGE

Co-Ed GENDER 9-15 YEARS 1342 ROLL

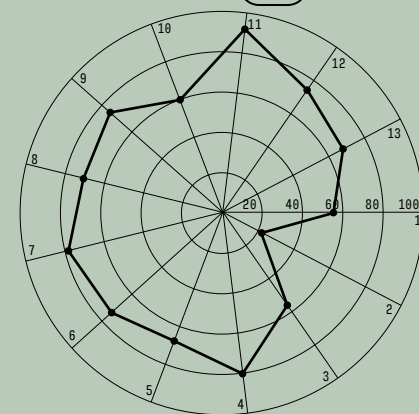
296 LEAVERS NCEA/NZQF/NZS 11 T.T.

Henderson-Massey TERRITORIAL AUTHORITY

6 SCHOLARSHIP AND/OR OUTSTANDING STUDENTS



% ATTAINED LEVEL 1 OR BETTER



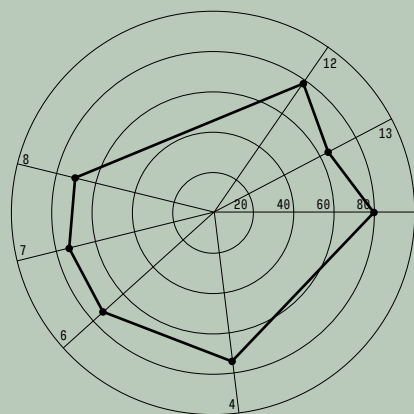
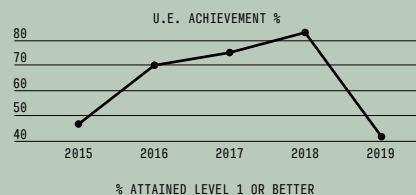
## ZAYED COLLEGE FOR GIRLS

Girls GENDER 7-15 YEARS 134 ROLL

17 LEAVERS NCEA Q.P. 8 T.T.

Māngere-Ōtāhuhu TERRITORIAL AUTHORITY

0 SCHOLARSHIP AND/OR OUTSTANDING STUDENTS



## KEY

GENDER

Boys/Girls only or  
Co-Ed

YEARS

School years offered

ROLL

Total number of  
students

LEAVERS

Total school leavers

T.T.

Median years teaching  
tenure

Q.P.

Qualification pathways

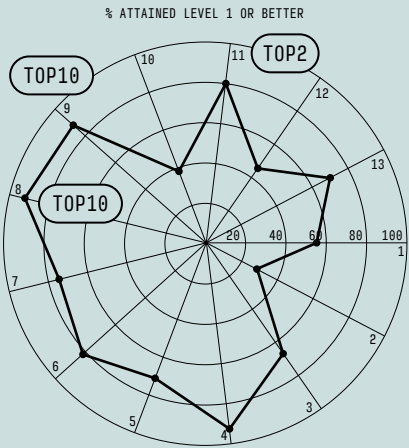
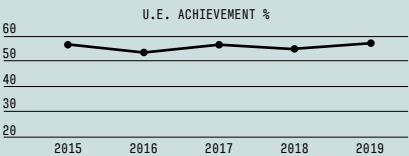
% ATTAINED LEVEL 1 OR  
BETTER SUBJECT CODES:

- 1 The Arts
- 2 Field Māori
- 3 Te Reo Māori
- 4 English and Comms
- 5 Languages
- 6 Social Sciences
- 7 Sciences
- 8 Maths and Statistics
- 9 Engineering and  
Manufacturing
- 10 Technology
- 11 Primary Industries
- 12 Health and Phys-Ed
- 13 Other/Not Classified

# DECILE FOUR

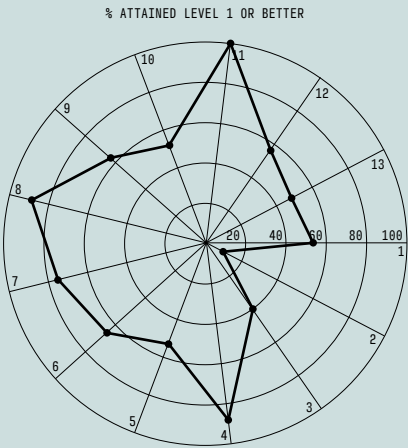
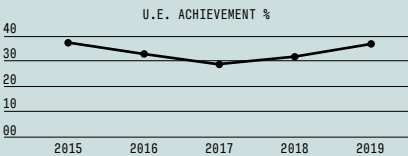
## AVONDALE COLLEGE

Co-Ed GENDER 9-15 YEARS 2740 ROLL  
536 LEAVERS NCEA/NZQF/NZS/CIE 6 T.T.  
Whau TERRITORIAL AUTHORITY  
20 SCHOLARSHIP AND/OR OUTSTANDING STUDENTS



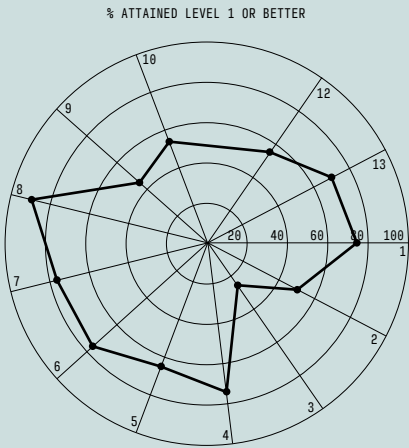
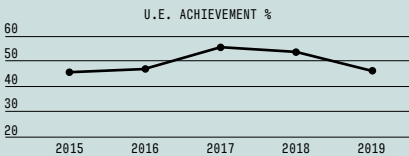
## MASSEY HIGH SCHOOL

Co-Ed GENDER 9-15 YEARS 1500 ROLL  
379 LEAVERS NCEA/NZQF/NZS 13 T.T.  
Henderson-Massey TERRITORIAL AUTHORITY  
8 SCHOLARSHIP AND/OR OUTSTANDING STUDENTS



## MT ROSKILL GRAMMAR

Co-Ed GENDER 9-15 YEARS 1916 ROLL  
405 LEAVERS NCEA/NZQF/NZS 12 T.T.  
Puketāpapa TERRITORIAL AUTHORITY  
31 SCHOLARSHIP AND/OR OUTSTANDING STUDENTS





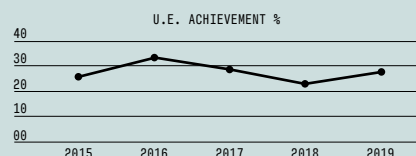
## RODNEY COLLEGE

Co-Ed GENDER 9-15 YEARS 371 ROLL

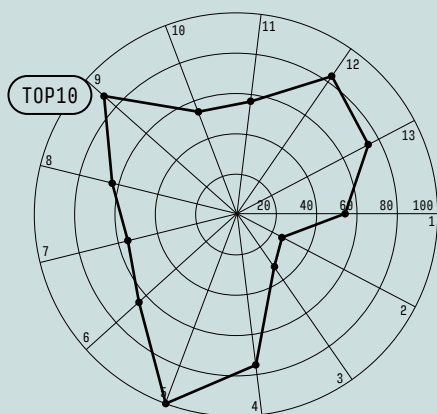
81 LEAVERS NCEA/NZQF Q.P. 12 T.T.

Rodney TERRITORIAL AUTHORITY

0 SCHOLARSHIP AND/OR OUTSTANDING STUDENTS



% ATTAINED LEVEL 1 OR BETTER



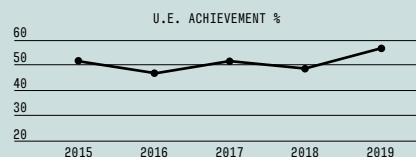
## SELWYN COLLEGE

Co-Ed GENDER 9-15 YEARS 1270 ROLL

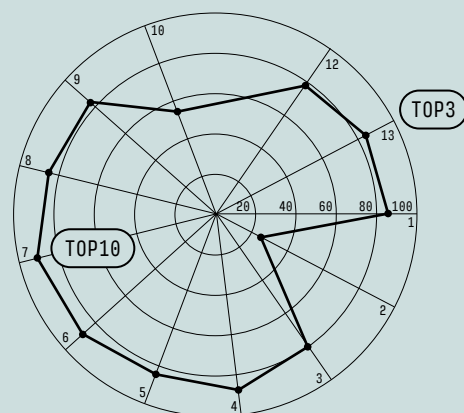
188 LEAVERS NCEA/NZQF Q.P. 10 T.T.

Orakei TERRITORIAL AUTHORITY

8 SCHOLARSHIP AND/OR OUTSTANDING STUDENTS



% ATTAINED LEVEL 1 OR BETTER



## KEY

GENDER

Boys/Girls only or  
Co-Ed

YEARS

School years offered

ROLL

Total number of  
students

LEAVERS

Total school leavers

T.T.

Median years teaching  
tenure

Q.P.

Qualification pathways

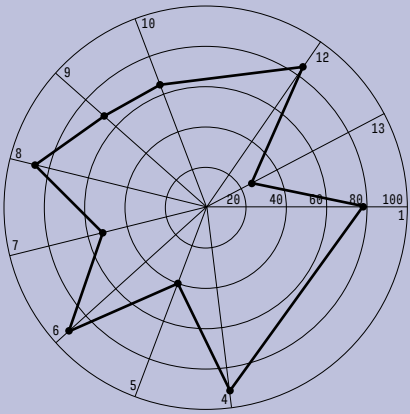
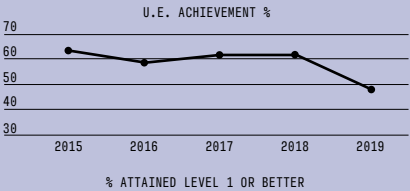
% ATTAINED LEVEL 1 OR  
BETTER SUBJECT CODES:

- 1 The Arts
- 2 Field Māori
- 3 Te Reo Māori
- 4 English and Comms
- 5 Languages
- 6 Social Sciences
- 7 Sciences
- 8 Maths and Statistics
- 9 Engineering and  
Manufacturing
- 10 Technology
- 11 Primary Industries
- 12 Health and Phys-Ed
- 13 Other/Not Classified

# DECILE FIVE

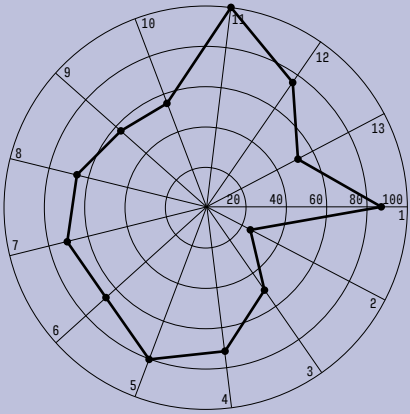
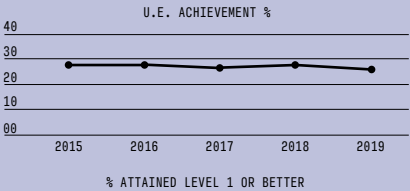
## LISTON COLLEGE

Boys GENDER 7-15 YEARS 828 ROLL  
120 LEAVERS NCEA/NZS Q.P. 12 T.T.  
Henderson-Massey TERRITORIAL AUTHORITY  
1 SCHOLARSHIP AND/OR OUTSTANDING STUDENTS



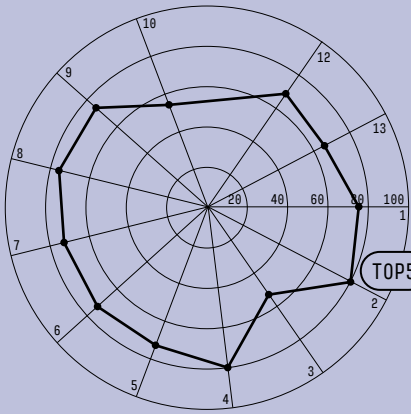
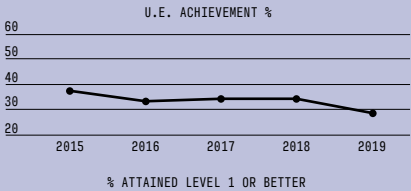
## ROSEHILL COLLEGE

Co-Ed GENDER 9-15 YEARS 1581 ROLL  
396 LEAVERS NCEA/NZQF/NZS 11 T.T.  
Papakura TERRITORIAL AUTHORITY  
1 SCHOLARSHIP AND/OR OUTSTANDING STUDENTS



## RUTHERFORD COLLEGE

Co-Ed GENDER 9-15 YEARS 1271 ROLL  
231 LEAVERS NCEA/NZQF Q.P. 15 T.T.  
Henderson-Massey TERRITORIAL AUTHORITY  
9 SCHOLARSHIP AND/OR OUTSTANDING STUDENTS



## KEY

GENDER

Boys/Girls only or  
Co-Ed

YEARS

School years offered

ROLL

Total number of  
students

LEAVERS

Total school leavers

T.T.

Median years teaching  
tenure

Q.P.

Qualification pathways

% ATTAINED LEVEL 1 OR  
BETTER SUBJECT CODES:

- 1 The Arts
- 2 Field Māori
- 3 Te Reo Māori
- 4 English and Comms
- 5 Languages
- 6 Social Sciences
- 7 Sciences
- 8 Maths and Statistics
- 9 Engineering and  
Manufacturing
- 10 Technology
- 11 Primary Industries
- 12 Health and Phys-Ed
- 13 Other/Not Classified

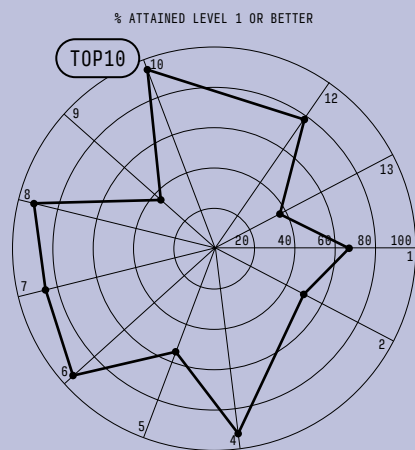
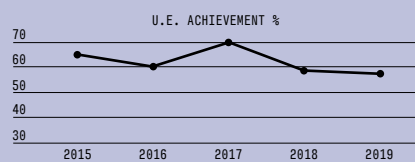
## ST DOMINIC'S CATHOLIC COLLEGE

Girls GENDER 7-15 YEARS 824 ROLL

120 LEAVERS NCEA Q.P. 14 T.T.

Henderson-Massey TERRITORIAL AUTHORITY

2 SCHOLARSHIP AND/OR OUTSTANDING STUDENTS



# DECILE SIX

2015 2016 2017 2018 2019

2015 2016 2017 2018 2019

2015 2016 2017 2018 2019

2015 2016 2017 2018 2019

2015 2016 2017 2018 2019

2015 2016 2017 2018 2019

2015 2016 2017 2018 2019

2015 2016 2017 2018 2019

2015 2016 2017 2018 2019

2015 2016 2017 2018 2019

2015 2016 2017 2018 2019

2015 2016 2017 2018 2019

2015 2016 2017 2018 2019

2015 2016 2017 2018 2019

2015 2016 2017 2018 2019

2015 2016 2017 2018 2019

2015 2016 2017 2018 2019

2015 2016 2017 2018 2019

2015 2016 2017 2018 2019

2015 2016 2017 2018 2019

2015 2016 2017 2018 2019

2015 2016 2017 2018 2019

2015 2016 2017 2018 2019

2015 2016 2017 2018 2019

2015 2016 2017 2018 2019

2015 2016 2017 2018 2019

2015 2016 2017 2018 2019

2015 2016 2017 2018 2019

2015 2016 2017 2018 2019

## BIRKENHEAD COLLEGE

Co-Ed GENDER 9-15 YEARS 518 ROLL

135 LEAVERS NCEA Q.P. 12 T.T.

Kaipātiki TERRITORIAL AUTHORITY

2 SCHOLARSHIP AND/OR OUTSTANDING STUDENTS

U.E. ACHIEVEMENT %

2015 2016 2017 2018 2019

2015 2016 2017 2018 2019

2015 2016 2017 2018 2019

2015 2016 2017 2018 2019

2015 2016 2017 2018 2019

2015 2016 2017 2018 2019

2015 2016 2017 2018 2019

2015 2016 2017 2018 2019

2015 2016 2017 2018 2019

2015 2016 2017 2018 2019

2015 2016 2017 2018 2019

2015 2016 2017 2018 2019

2015 2016 2017 2018 2019

2015 2016 2017 2018 2019

2015 2016 2017 2018 2019

## GLENFIELD COLLEGE

Co-Ed GENDER 9-15 YEARS 452 ROLL

96 LEAVERS NCEA/NZQF Q.P. 12 T.T.

Kaipātiki TERRITORIAL AUTHORITY

0 SCHOLARSHIP AND/OR OUTSTANDING STUDENTS

U.E. ACHIEVEMENT %

2015 2016 2017 2018 2019

2015 2016 2017 2018 2019

2015 2016 2017 2018 2019

2015 2016 2017 2018 2019

2015 2016 2017 2018 2019

2015 2016 2017 2018 2019

2015 2016 2017 2018 2019

2015 2016 2017 2018 2019

2015 2016 2017 2018 2019

2015 2016 2017 2018 2019

2015 2016 2017 2018 2019

2015 2016 2017 2018 2019

2015 2016 2017 2018 2019

2015 2016 2017 2018 2019

2015 2016 2017 2018 2019

## LYNFIELD COLLEGE

Co-Ed GENDER 9-15 YEARS 1785 ROLL

329 LEAVERS NCEA/NZQF/NZS 15 T.T.

Puketāpapa TERRITORIAL AUTHORITY

13 SCHOLARSHIP AND/OR OUTSTANDING STUDENTS

U.E. ACHIEVEMENT %

2015 2016 2017 2018 2019

2015 2016 2017 2018 2019

2015 2016 2017 2018 2019

2015 2016 2017 2018 2019

2015 2016 2017 2018 2019

2015 2016 2017 2018 2019

2015 2016 2017 2018 2019

2015 2016 2017 2018 2019

2015 2016 2017 2018 2019

2015 2016 2017 2018 2019

2015 2016 2017 2018 2019

2015 2016 2017 2018 2019

2015 2016 2017 2018 2019

2015 2016 2017 2018 2019

2015 2016 2017 2018 2019

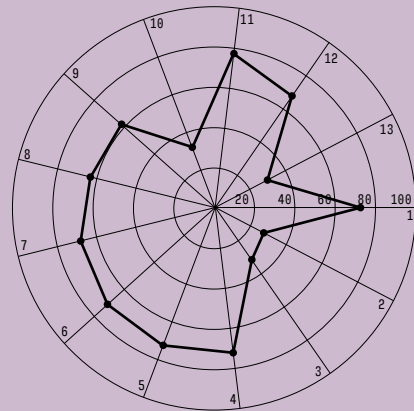
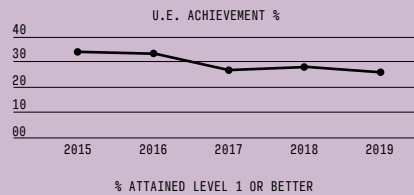
## PUKEKOHE HIGH SCHOOL

Co-Ed GENDER 9-15 YEARS 1717 ROLL

365 LEAVERS NCEA/NZQF Q.P. 12 T.T.

Franklin TERRITORIAL AUTHORITY

2 SCHOLARSHIP AND/OR OUTSTANDING STUDENTS



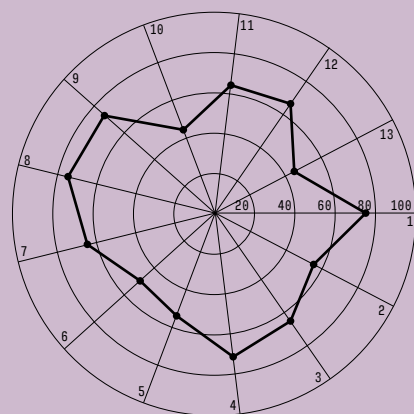
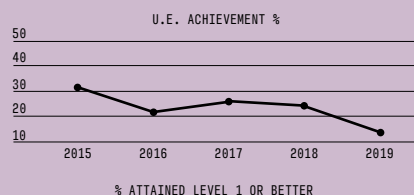
## WAIUKU COLLEGE

Co-Ed GENDER 9-15 YEARS 786 ROLL

191 LEAVERS NCEA/NZQF Q.P. 13 T.T.

Franklin TERRITORIAL AUTHORITY

0 SCHOLARSHIP AND/OR OUTSTANDING STUDENTS



## KEY

GENDER

Boys/Girls only or  
Co-Ed

YEARS

School years offered

ROLL

Total number of  
students

LEAVERS

Total school leavers

T.T.

Median years teaching  
tenure

Q.P.

Qualification pathways

% ATTAINED LEVEL 1 OR  
BETTER SUBJECT CODES:

- 1 The Arts
- 2 Field Māori
- 3 Te Reo Māori
- 4 English and Comms
- 5 Languages
- 6 Social Sciences
- 7 Sciences
- 8 Maths and Statistics
- 9 Engineering and  
Manufacturing
- 10 Technology
- 11 Primary Industries
- 12 Health and Phys-Ed
- 13 Other/Not Classified



# DECILE SEVEN

2015 2016 2017 2018 2019

2015 2016 2017 2018 2019

2015 2016 2017 2018 2019

2015 2016 2017 2018 2019

2015 2016 2017 2018 2019

2015 2016 2017 2018 2019

2015 2016 2017 2018 2019

2015 2016 2017 2018 2019

2015 2016 2017 2018 2019

2015 2016 2017 2018 2019

2015 2016 2017 2018 2019

2015 2016 2017 2018 2019

2015 2016 2017 2018 2019

2015 2016 2017 2018 2019

2015 2016 2017 2018 2019

2015 2016 2017 2018 2019

2015 2016 2017 2018 2019

2015 2016 2017 2018 2019

2015 2016 2017 2018 2019

2015 2016 2017 2018 2019

2015 2016 2017 2018 2019

2015 2016 2017 2018 2019

2015 2016 2017 2018 2019

2015 2016 2017 2018 2019

2015 2016 2017 2018 2019

2015 2016 2017 2018 2019

2015 2016 2017 2018 2019

2015 2016 2017 2018 2019

2015 2016 2017 2018 2019

## KAIPARA COLLEGE

Co-Ed GENDER 9-5 YEARS 837 ROLL

141 LEAVERS NCEA Q.P. 11 T.T.

Rodney TERRITORIAL AUTHORITY

1 SCHOLARSHIP AND/OR OUTSTANDING STUDENTS

U.E. ACHIEVEMENT %

50 40 30 20 10

2015 2016 2017 2018 2019

% ATTAINED LEVEL 1 OR BETTER

% ATTAINED LEVEL 1 OR BETTER

TOP10

10 9 8 7 6 5 4 3 2 1

20 40 60 80 100

2015 2016 2017 2018 2019

% ATTAINED LEVEL 1 OR BETTER

% ATTAINED LEVEL 1 OR BETTER

2015 2016 2017 2018 2019

% ATTAINED LEVEL 1 OR BETTER

2015 2016 2017 2018 2019

% ATTAINED LEVEL 1 OR BETTER

2015 2016 2017 2018 2019

% ATTAINED LEVEL 1 OR BETTER

2015 2016 2017 2018 2019

## MAHURANGI COLLEGE

Co-Ed GENDER 7-15 YEARS 1452 ROLL

194 LEAVERS NCEA/NZQF/NZS 11 T.T.

Rodney TERRITORIAL AUTHORITY

5 SCHOLARSHIP AND/OR OUTSTANDING STUDENTS

U.E. ACHIEVEMENT %

60 50 40 30 20

2015 2016 2017 2018 2019

% ATTAINED LEVEL 1 OR BETTER

% ATTAINED LEVEL 1 OR BETTER

TOP10

10 9 8 7 6 5 4 3 2 1

20 40 60 80 100

2015 2016 2017 2018 2019

% ATTAINED LEVEL 1 OR BETTER

% ATTAINED LEVEL 1 OR BETTER

2015 2016 2017 2018 2019

% ATTAINED LEVEL 1 OR BETTER

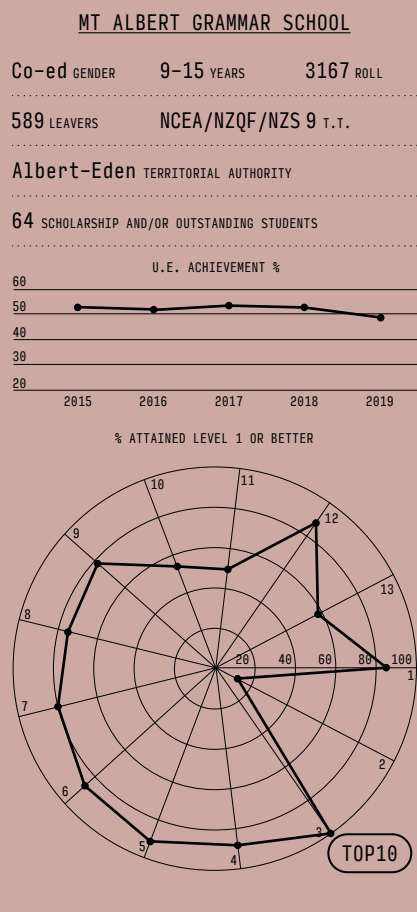
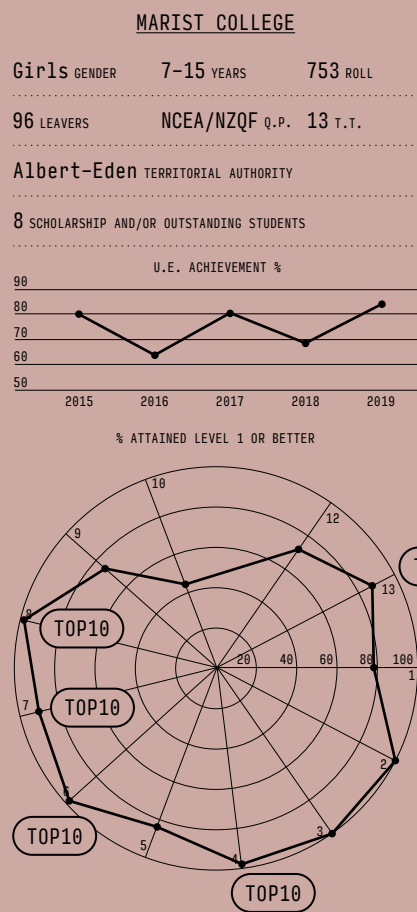
2015 2016 2017 2018 2019

% ATTAINED LEVEL 1 OR BETTER

2015 2016 2017 2018 2019

% ATTAINED LEVEL 1 OR BETTER

2015 2016 2017 2018 2019



**KEY**

GENDER  
Boys/Girls only or  
Co-Ed

YEARS  
School years offered

ROLL  
Total number of  
students

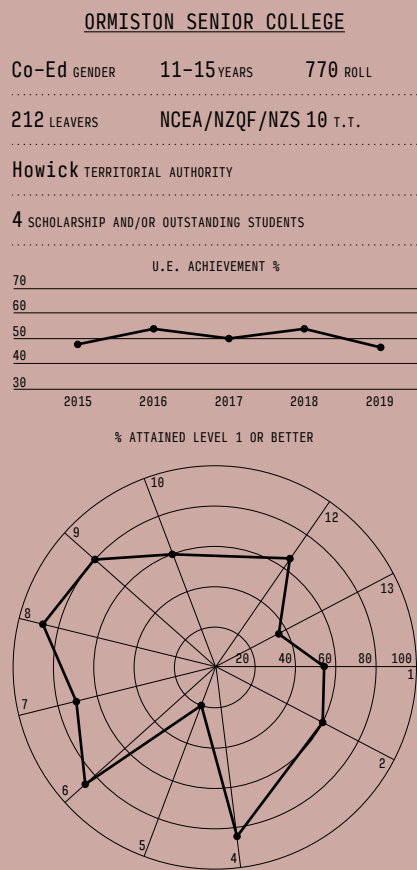
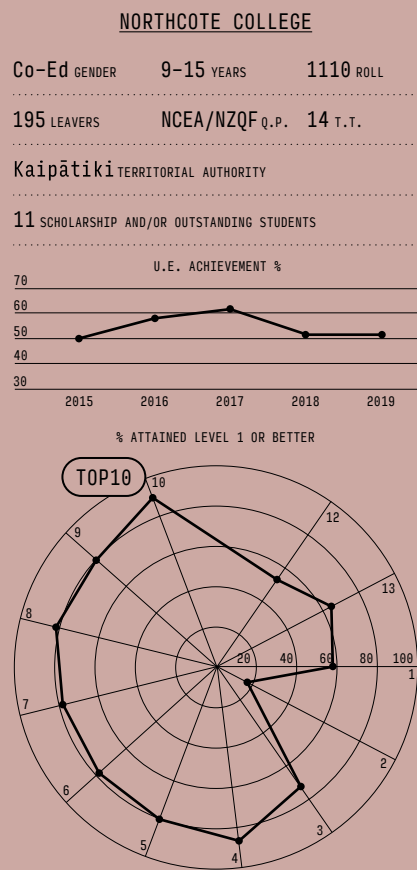
LEAVERS  
Total school leavers

T.T.  
Median years teaching  
tenure

Q.P  
Qualification pathways

**% ATTAINED LEVEL 1 OR  
BETTER SUBJECT CODES:**

- 1 The Arts
- 2 Field Māori
- 3 Te Reo Māori
- 4 English and Comms
- 5 Languages
- 6 Social Sciences
- 7 Sciences
- 8 Maths and Statistics
- 9 Engineering and  
Manufacturing
- 10 Technology
- 11 Primary Industries
- 12 Health and Phys-Ed
- 13 Other/Not Classified



KEY

GENDER  
Boys/Girls only or  
Co-Ed

YEARS  
School years offered

ROLL  
Total number of  
students

LEAVERS  
Total school leavers

T.T.  
Median years teaching  
tenure

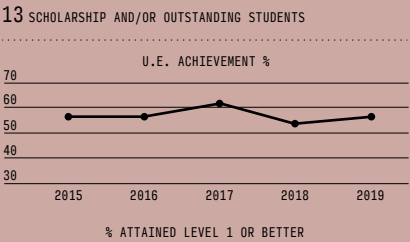
Q.P  
Qualification pathways

% ATTAINED LEVEL 1 OR  
BETTER SUBJECT CODES:

- 1 The Arts
- 2 Field Māori
- 3 Te Reo Māori
- 4 English and Comms
- 5 Languages
- 6 Social Sciences
- 7 Sciences
- 8 Maths and Statistics
- 9 Engineering and Manufacturing
- 10 Technology
- 11 Primary Industries
- 12 Health and Phys-Ed
- 13 Other/Not Classified

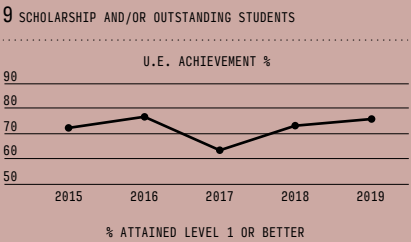
PAKURANGA COLLEGE

Co-Ed GENDER 9-15 YEARS 2142 ROLL  
435 LEAVERS NCEA/NZQF/NZS 9 T.T.  
Howick TERRITORIAL AUTHORITY



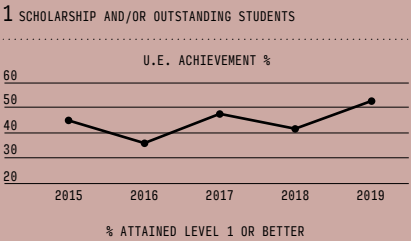
SANCTA MARIA COLLEGE

Co-Ed GENDER 7-15 YEARS 1054 ROLL  
133 LEAVERS NCEA/NZS Q.P. 13 T.T.  
Howick TERRITORIAL AUTHORITY

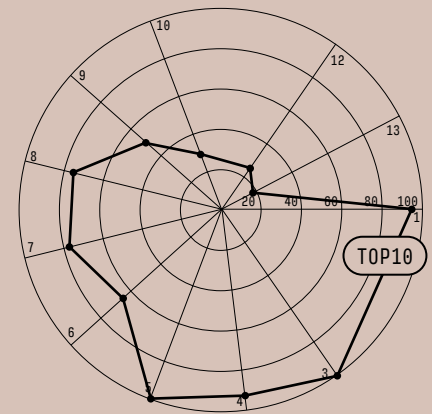
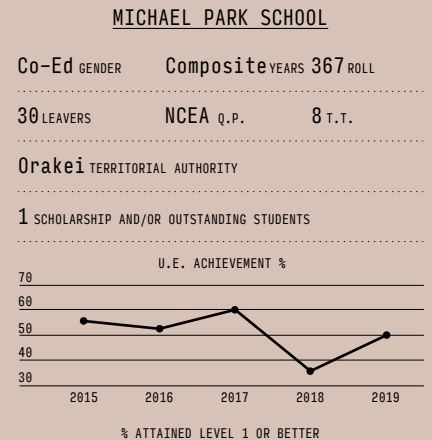
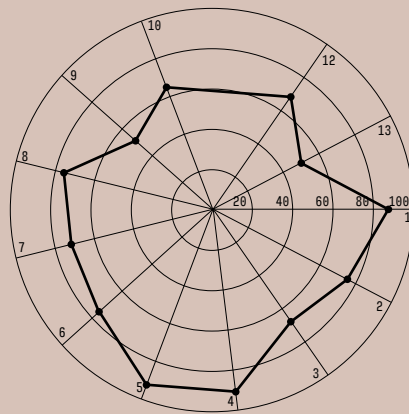
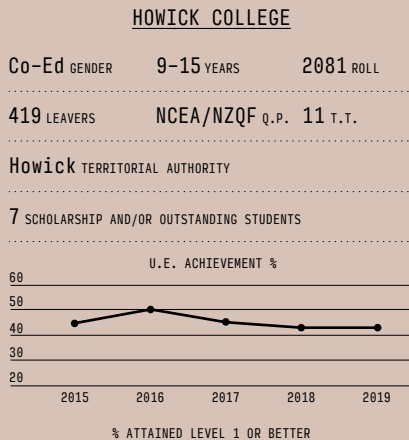
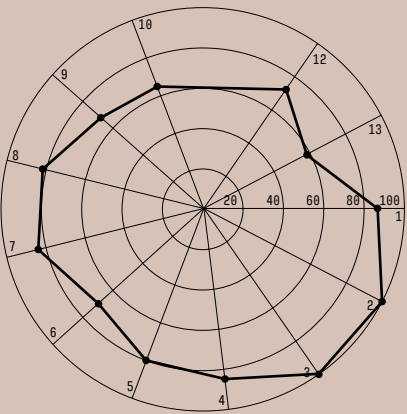
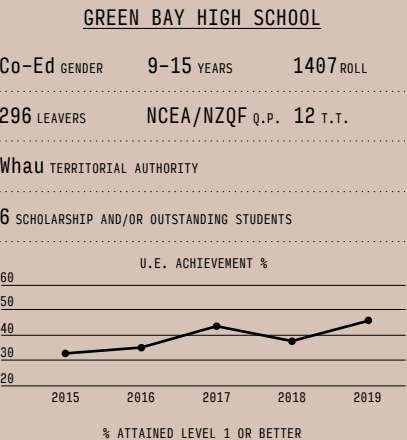


WAIHEKE HIGH SCHOOL

Co-Ed GENDER 7-15 YEARS 425 ROLL  
64 LEAVERS NCEA/NZQF Q.P. 13 T.T.  
Waiheke TERRITORIAL AUTHORITY



# DECILE EIGHT



KEY

GENDER  
Boys/Girls only or  
Co-Ed

YEARS  
School years offered

ROLL  
Total number of  
students

LEAVERS  
Total school leavers

T.T.  
Median years teaching  
tenure

Q.P  
Qualification pathways

% ATTAINED LEVEL 1 OR  
BETTER SUBJECT CODES:

- 1 The Arts
- 2 Field Māori
- 3 Te Reo Māori
- 4 English and Comms
- 5 Languages
- 6 Social Sciences
- 7 Sciences
- 8 Maths and Statistics
- 9 Engineering and Manufacturing
- 10 Technology
- 11 Primary Industries
- 12 Health and Phys-Ed
- 13 Other/Not Classified

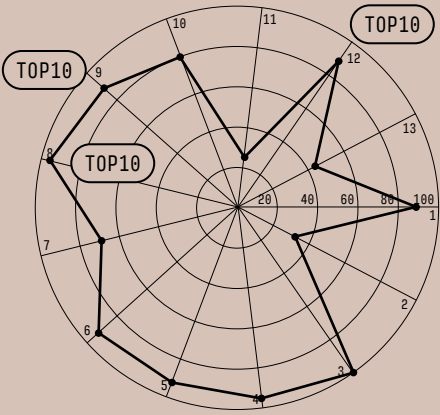
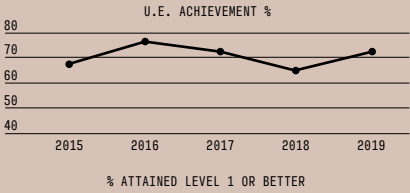
SACRED HEART COLLEGE (AUCKLAND)

Boys GENDER 7-15 YEARS 1278 ROLL

193 LEAVERS NCEA/NZQF/NZS 11 T.T.

Orakei TERRITORIAL AUTHORITY

16 SCHOLARSHIP AND/OR OUTSTANDING STUDENTS



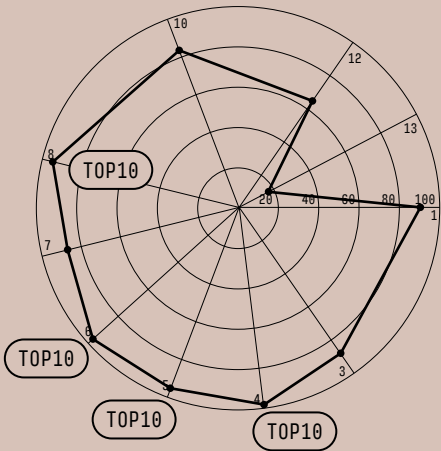
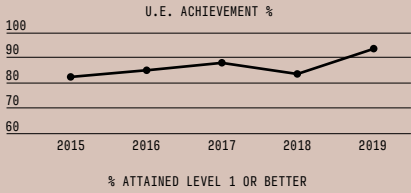
ST MARY'S COLLEGE (PONSONBY)

Girls GENDER 7-15 YEARS 1040 ROLL

105 LEAVERS NCEA/NZS Q.P. 10 T.T.

Waitematā TERRITORIAL AUTHORITY

19 SCHOLARSHIP AND/OR OUTSTANDING STUDENTS



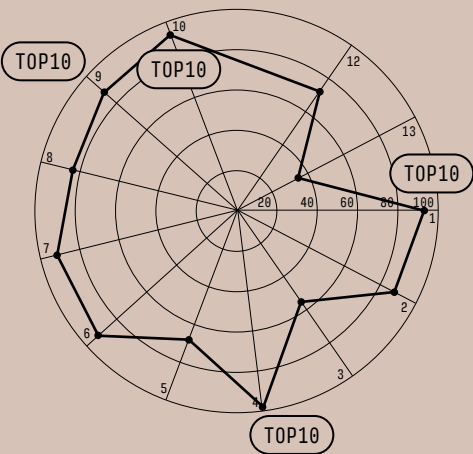
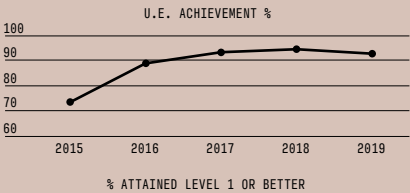
ST PETER'S COLLEGE (EPSOM)

Boys GENDER 7-15 YEARS 1316 ROLL

172 LEAVERS NCEA/NZS/CIE 9 T.T.

Waitematā TERRITORIAL AUTHORITY

27 SCHOLARSHIP AND/OR OUTSTANDING STUDENTS



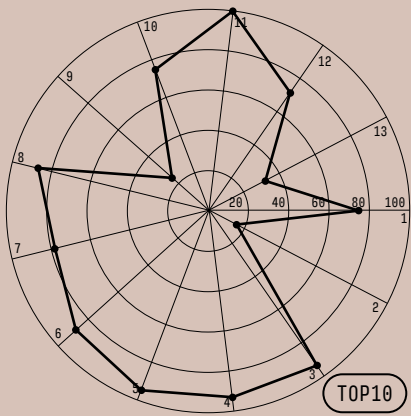
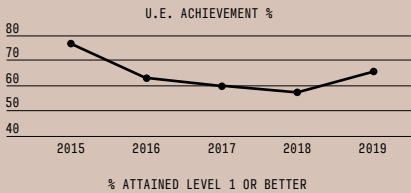
WESTERN SPRINGS COLLEGE

Co-Ed GENDER 9-15 YEARS 1665 ROLL

270 LEAVERS NCEA/NZQF/NZS 11 T.T.

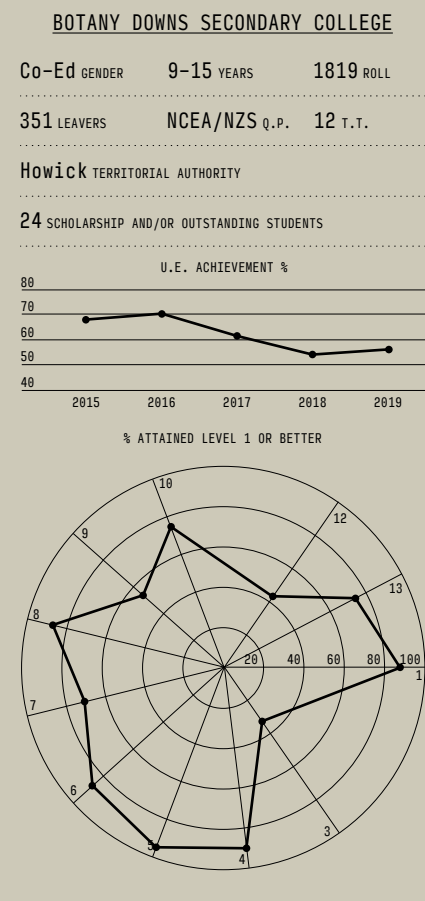
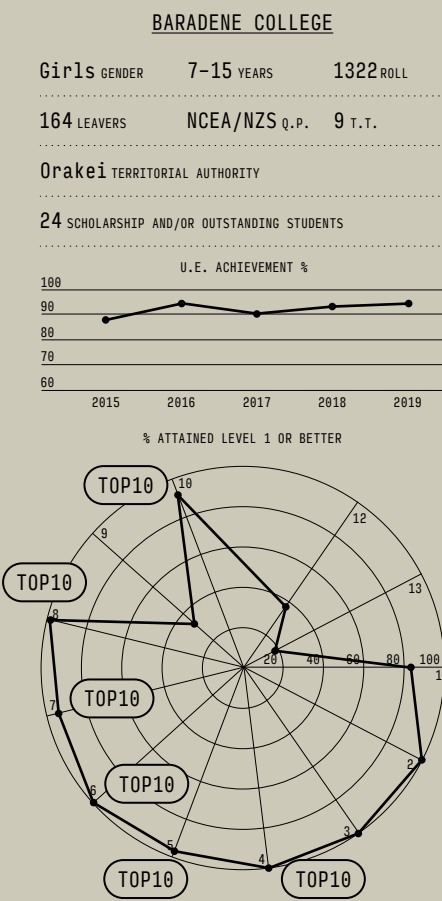
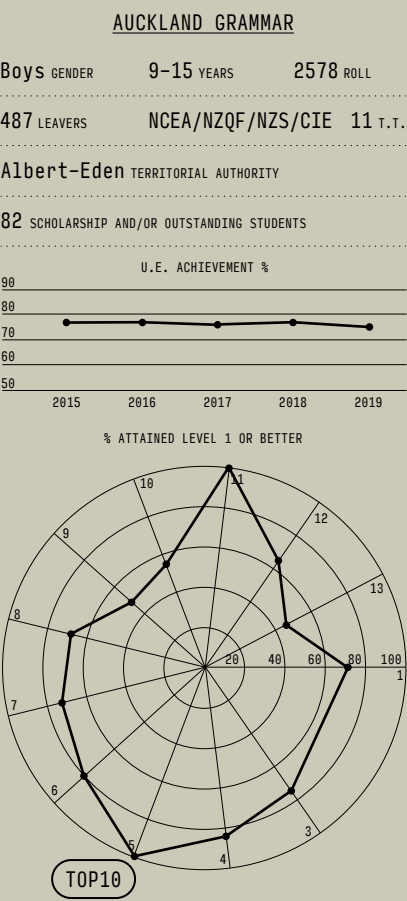
Waitematā TERRITORIAL AUTHORITY

22 SCHOLARSHIP AND/OR OUTSTANDING STUDENTS





# DECILE NINE



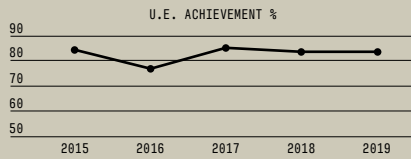
### CARMEL COLLEGE

Girls GENDER 7-15 YEARS 979 ROLL

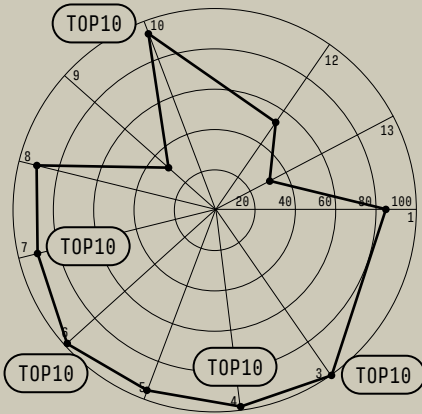
138 LEAVERS NCEA/NZQF/NZS 13 T.T.

Devonport-Takapuna TERRITORIAL AUTHORITY

15 SCHOLARSHIP AND/OR OUTSTANDING STUDENTS



% ATTAINED LEVEL 1 OR BETTER



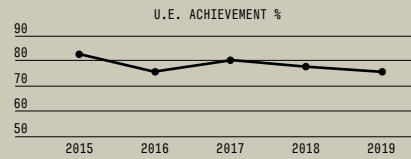
### EPSOM GIRLS GRAMMAR SCHOOL

Girls GENDER 9-15 YEARS 2166 ROLL

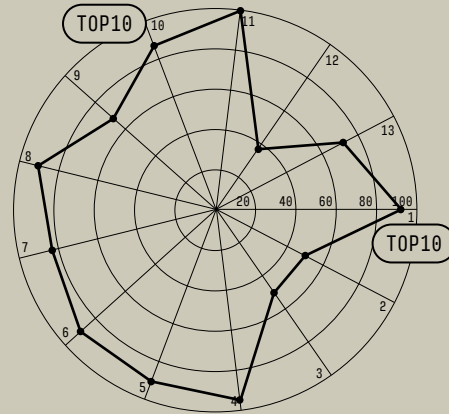
435 LEAVERS NCEA/NZQF/NZS 12 T.T.

Albert-Eden TERRITORIAL AUTHORITY

55 SCHOLARSHIP AND/OR OUTSTANDING STUDENTS



% ATTAINED LEVEL 1 OR BETTER



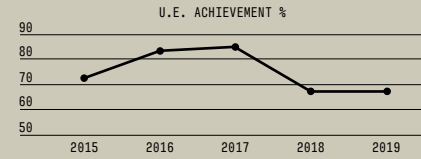
### KINGSWAY SCHOOL

Co-Ed GENDER Composite YEARS 1540 ROLL

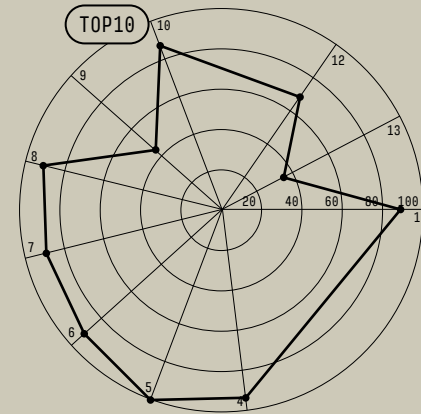
111 LEAVERS NCEA/NZQF Q.P. 10 T.T.

Hibiscus and Bays TERRITORIAL AUTHORITY

3 SCHOLARSHIP AND/OR OUTSTANDING STUDENTS



% ATTAINED LEVEL 1 OR BETTER




### MACLEANS COLLEGE

Co-Ed GENDER 9-15 YEARS 2592 ROLL

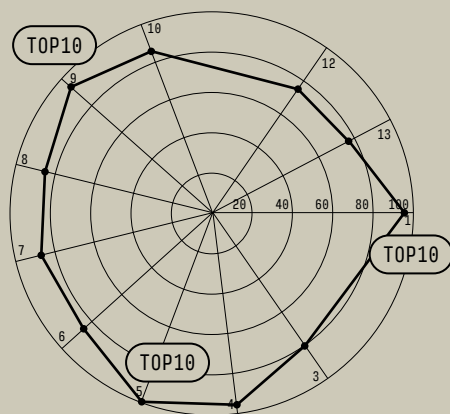
442 LEAVERS NCEA/NZQF/NZS/CIE 11 T.T.

Howick TERRITORIAL AUTHORITY

74 SCHOLARSHIP AND/OR OUTSTANDING STUDENTS



% ATTAINED LEVEL 1 OR BETTER



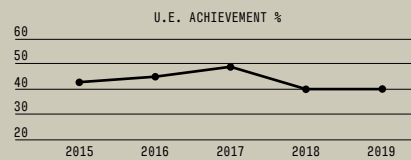
### OREWA COLLEGE

Co-Ed GENDER 7-15 YEARS 1896 ROLL

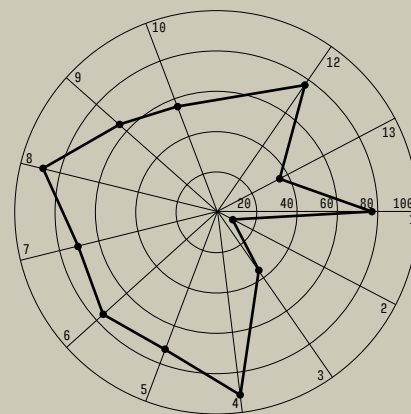
273 LEAVERS NCEA/NZQF/NZS 11 T.T.

Hibiscus and Bays TERRITORIAL AUTHORITY

6 SCHOLARSHIP AND/OR OUTSTANDING STUDENTS



% ATTAINED LEVEL 1 OR BETTER



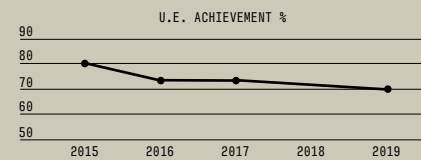
### ROSMINI COLLEGE

Boys GENDER 7-15 YEARS 1091 ROLL

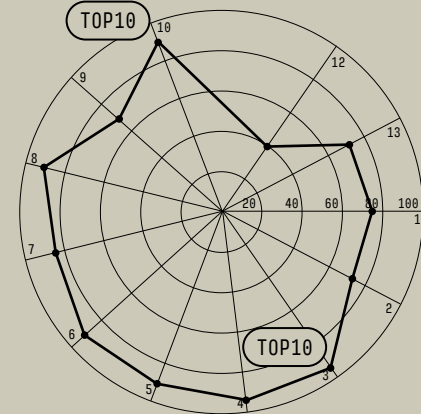
140 LEAVERS NCEA/NZQF/NZS 13 T.T.

Devonport-Takapuna TERRITORIAL AUTHORITY

11 SCHOLARSHIP AND/OR OUTSTANDING STUDENTS



% ATTAINED LEVEL 1 OR BETTER



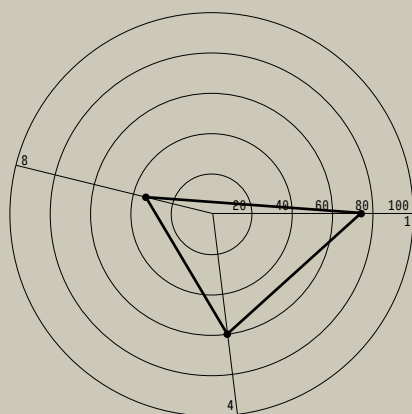
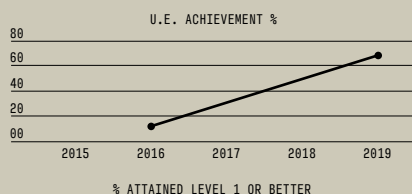
## TITIRANGI RUDOLPH STEINER SCHOOL

Co-Ed GENDER Composite YEARS 2006 ROLL

12 LEAVERS NCEA/NZQF Q.P. T.T.

Waitakere Ranges TERRITORIAL AUTHORITY

0 SCHOLARSHIP AND/OR OUTSTANDING STUDENTS



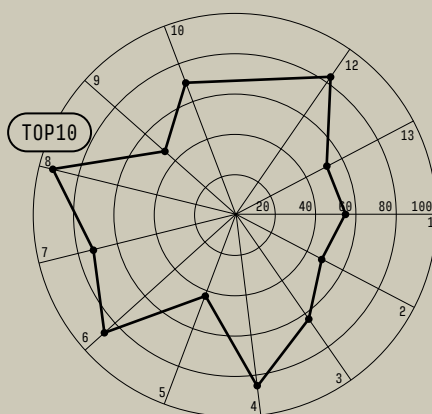
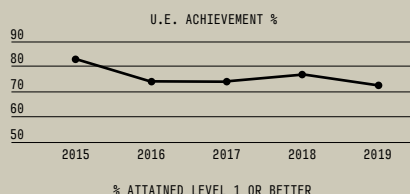
## WESTLAKE BOYS HIGH SCHOOL

Boys GENDER 9-15 YEARS 2339 ROLL

418 LEAVERS NCEA/NZQF/NZS/CIE 9 T.T.

Devonport-Takapuna TERRITORIAL AUTHORITY

83 SCHOLARSHIP AND/OR OUTSTANDING STUDENTS



## KEY

GENDER

Boys/Girls only or  
Co-Ed

YEARS

School years offered

ROLL

Total number of  
students

LEAVERS

Total school leavers

T.T.

Median years teaching  
tenure

Q.P

Qualification pathways

% ATTAINED LEVEL 1 OR  
BETTER SUBJECT CODES:

- 1 The Arts
- 2 Field Māori
- 3 Te Reo Māori
- 4 English and Comms
- 5 Languages
- 6 Social Sciences
- 7 Sciences
- 8 Maths and Statistics
- 9 Engineering and  
Manufacturing
- 10 Technology
- 11 Primary Industries
- 12 Health and Phys-Ed
- 13 Other/Not Classified

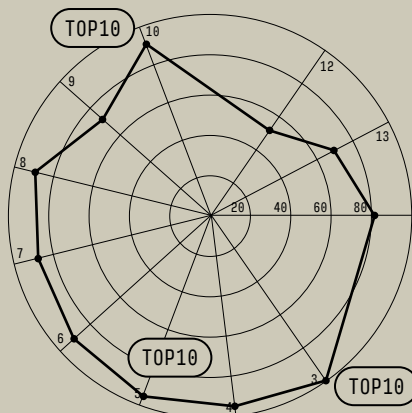

## WESTLAKE GIRLS HIGH SCHOOL

Girls GENDER 9-15 YEARS 2251 ROLL

385 LEAVERS NCEA/NZS Q.P. 12 T.T.

Devonport-Takapuna TERRITORIAL AUTHORITY

40 SCHOLARSHIP AND/OR OUTSTANDING STUDENTS



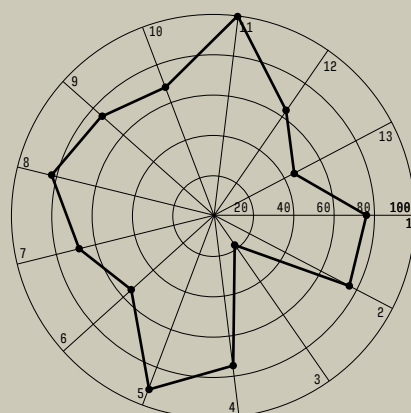
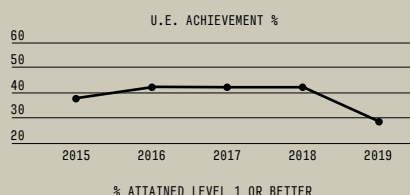
## WHANGAPAROA COLLEGE

Co-Ed GENDER 7-15 YEARS 1578 ROLL

207 LEAVERS NCEA/NZQF Q.P. 9 T.T.

Hibiscus and Bays TERRITORIAL AUTHORITY

1 SCHOLARSHIP AND/OR OUTSTANDING STUDENTS



# DECILE TEN



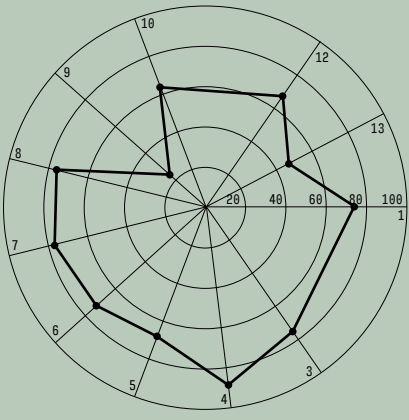
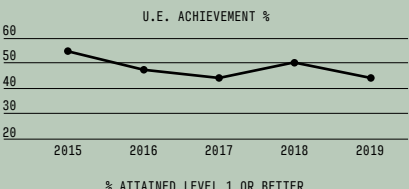
**ALBANY SENIOR HIGH SCHOOL**

Co-Ed GENDER 11-15 YEARS 865 ROLL

308 LEAVERS NCEA Q.P. 10 T.T.

Upper Harbour TERRITORIAL AUTHORITY

4 SCHOLARSHIP AND/OR OUTSTANDING STUDENTS



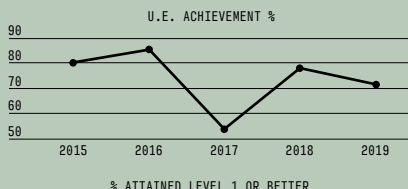
**CITY IMPACT CHURCH SCHOOL**

Co-Ed GENDER 9-15 YEARS 65 ROLL

14 LEAVERS CIE Q.P.

Upper Harbour TERRITORIAL AUTHORITY

0 SCHOLARSHIP AND/OR OUTSTANDING STUDENTS



NOT ENOUGH DATA TO REPORT



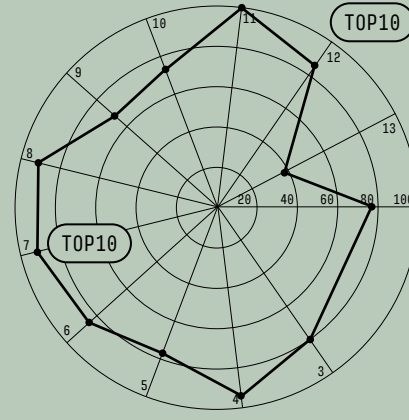
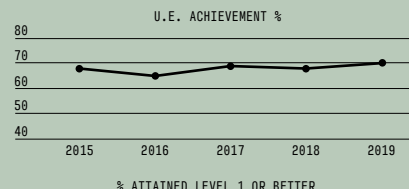
**GLENDOWIE COLLEGE**

Co-Ed GENDER 9-15 YEARS 1219 ROLL

224 LEAVERS NCEA/NZS Q.P. 10 T.T.

Orakei TERRITORIAL AUTHORITY

27 SCHOLARSHIP AND/OR OUTSTANDING STUDENTS



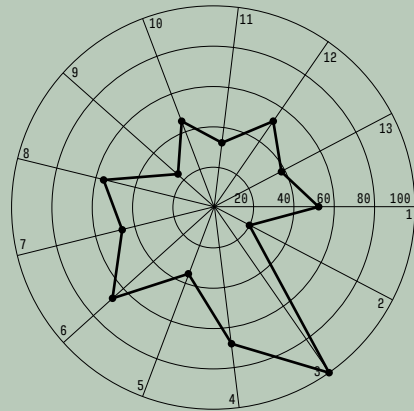

## HOBSONVILLE POINT SECONDARY

Co-Ed GENDER 9-15 YEARS 690 ROLL

129 LEAVERS NCEA/NZQF Q.P. 9 T.T.

Upper Harbour TERRITORIAL AUTHORITY

2 SCHOLARSHIP AND/OR OUTSTANDING STUDENTS



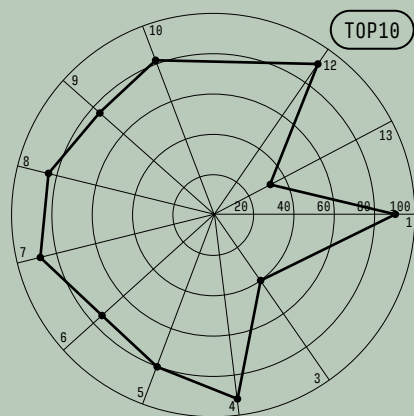
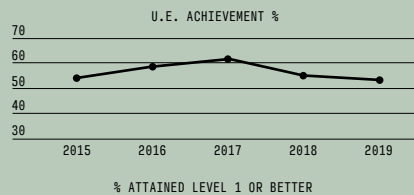
## LONG BAY COLLEGE

Co-Ed GENDER 9-15 YEARS 1477 ROLL

280 LEAVERS NCEA/NZQF/NZS 10 T.T.

Hibiscus and Bays TERRITORIAL AUTHORITY

11 SCHOLARSHIP AND/OR OUTSTANDING STUDENTS



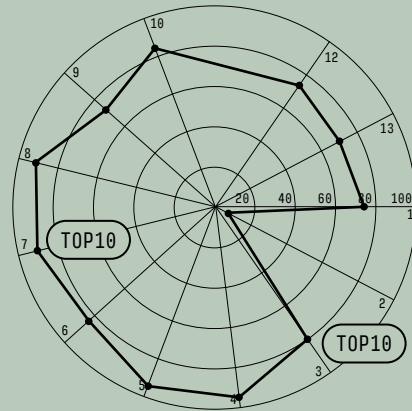
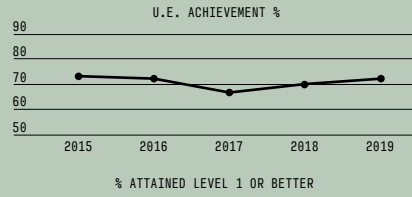
## RANGITOTO COLLEGE

Co-Ed GENDER 9-15 YEARS 3175 ROLL

587 LEAVERS NCEA/NZQF/NZS/IB Q.P. 7 T.T.

Upper Harbour TERRITORIAL AUTHORITY

107 SCHOLARSHIP AND/OR OUTSTANDING STUDENTS



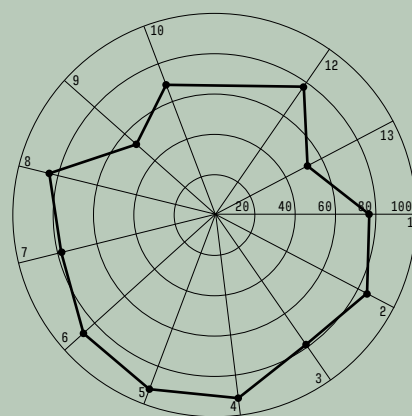
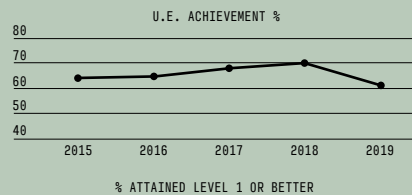
## TAKAPUNA GRAMMAR SCHOOL

Co-Ed GENDER 9-15 YEARS 1761 ROLL

283 LEAVERS NCEA/IB Q.P. 12 T.T.

Devonport-Takapuna TERRITORIAL AUTHORITY

22 SCHOLARSHIP AND/OR OUTSTANDING STUDENTS



## KEY

GENDER

Boys/Girls only or  
Co-Ed

YEARS

School years offered

ROLL

Total number of  
students

LEAVERS

Total school leavers

T.T.

Median years teaching  
tenure

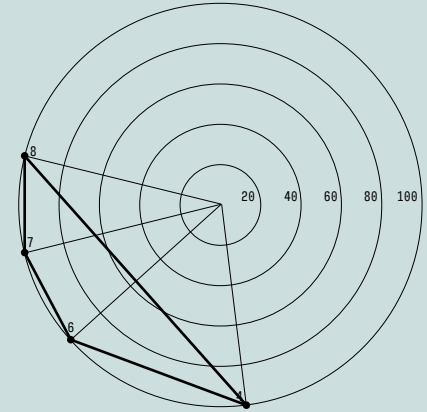
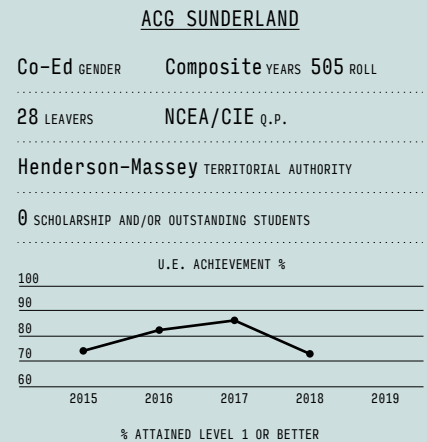
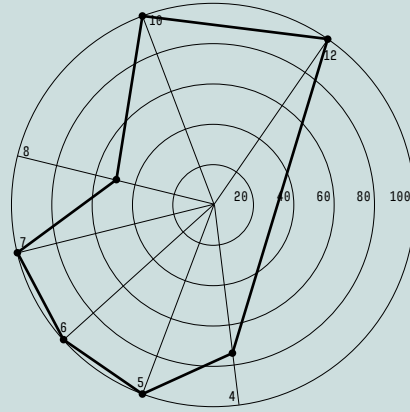
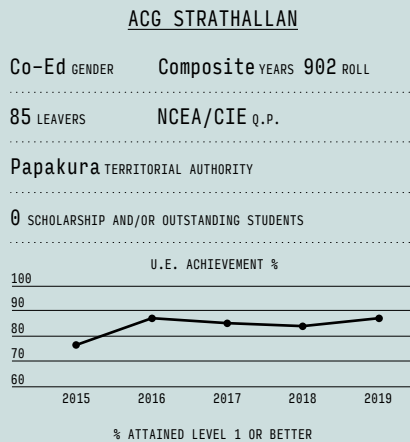
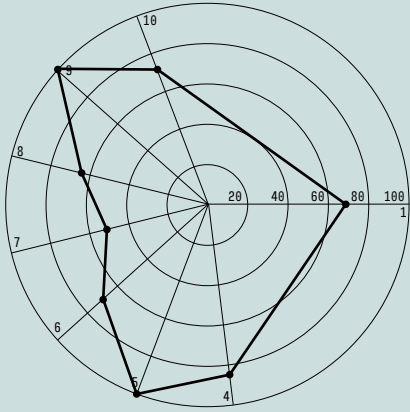
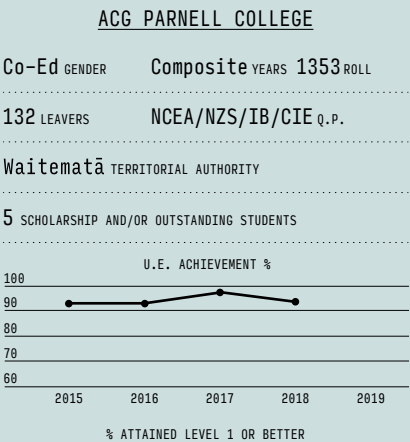
Q.P

Qualification pathways

% ATTAINED LEVEL 1 OR  
BETTER SUBJECT CODES:

- 1 The Arts
- 2 Field Māori
- 3 Te Reo Māori
- 4 English and Comms
- 5 Languages
- 6 Social Sciences
- 7 Sciences
- 8 Maths and Statistics
- 9 Engineering and  
Manufacturing
- 10 Technology
- 11 Primary Industries
- 12 Health and Phys-Ed
- 13 Other/Not Classified

# PRIVATE SCHOOLS



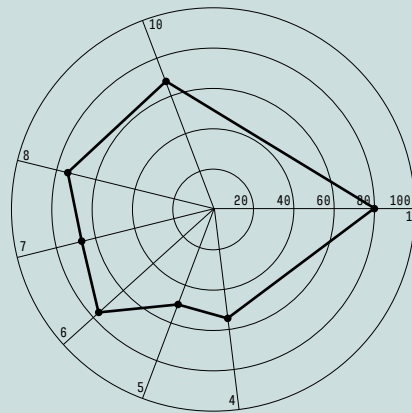
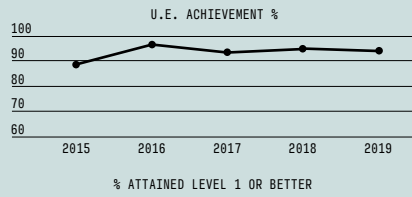
## AUCKLAND INTERNATIONAL COLLEGE

Co-Ed GENDER 9-15 YEARS 175 ROLL

36 LEAVERS IB Q.P.

Whau TERRITORIAL AUTHORITY

0 SCHOLARSHIP AND/OR OUTSTANDING STUDENTS



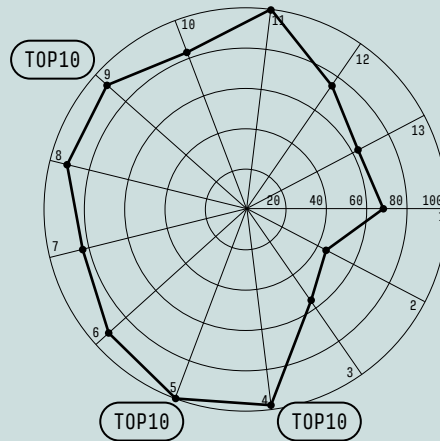
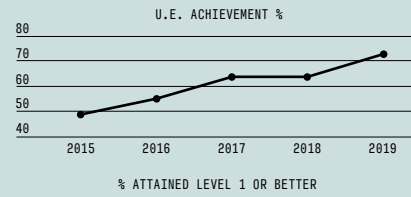
## DILWORTH SCHOOL

Boys GENDER Composite YEARS 563 ROLL

79 LEAVERS NCEA/NZS Q.P.

Albert-Eden TERRITORIAL AUTHORITY

13 SCHOLARSHIP AND/OR OUTSTANDING STUDENTS



## KEY

GENDER

Boys/Girls only or  
Co-Ed

YEARS

School years offered

ROLL

Total number of  
students

LEAVERS

Total school leavers

T.T.

Median years teaching  
tenure

Q.P

Qualification pathways

% ATTAINED LEVEL 1 OR  
BETTER SUBJECT CODES:

- 1 The Arts
- 2 Field Māori
- 3 Te Reo Māori
- 4 English and Comms
- 5 Languages
- 6 Social Sciences
- 7 Sciences
- 8 Maths and Statistics
- 9 Engineering and  
Manufacturing
- 10 Technology
- 11 Primary Industries
- 12 Health and Phys-Ed
- 13 Other/Not Classified

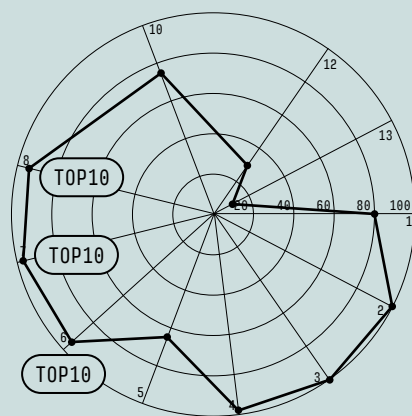
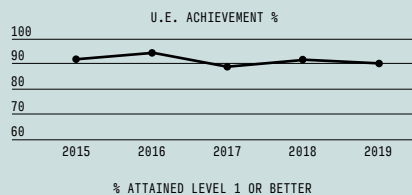
## DIOCESAN SCHOOL FOR GIRLS

Girls GENDER Composite YEARS 1535 ROLL

141 LEAVERS NCEA/NZS/IB Q.P.

Albert-Eden TERRITORIAL AUTHORITY

31 SCHOLARSHIP AND/OR OUTSTANDING STUDENTS



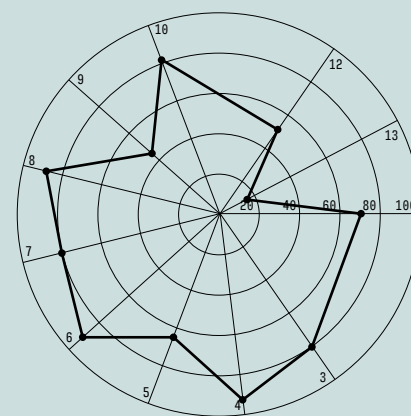
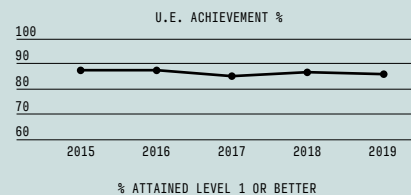
## KING'S COLLEGE

Co-Ed GENDER 9-15 YEARS 1097 ROLL

249 LEAVERS NCEA/NZQF/NZS/CIE/ACE Q.P.

Māngere-Ōtāhuhu TERRITORIAL AUTHORITY

21 SCHOLARSHIP AND/OR OUTSTANDING STUDENTS



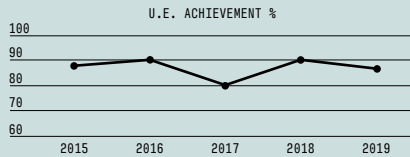
### KRISTIN

Co-Ed GENDER Composite YEARS 1668 ROLL

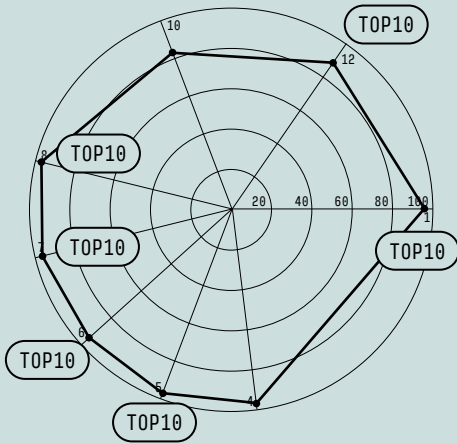
158 LEAVERS NCEA/IB Q.P.

Auckland TERRITORIAL AUTHORITY

15 SCHOLARSHIP AND/OR OUTSTANDING STUDENTS



% ATTAINED LEVEL 1 OR BETTER



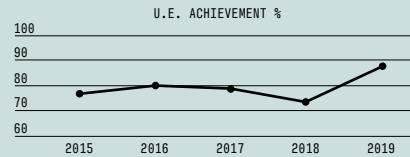
### PINEHURST SCHOOL

Co-Ed GENDER Composite YEARS 1024 ROLL

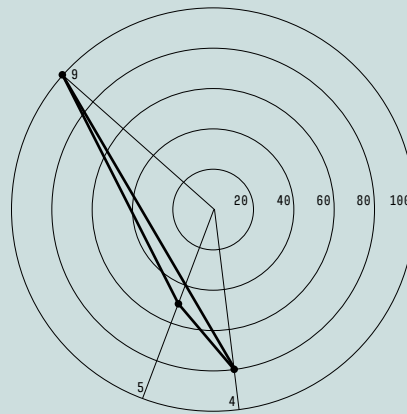
40 LEAVERS NZQF/NZS/CIE Q.P.

Upper Harbour TERRITORIAL AUTHORITY

3 SCHOLARSHIP AND/OR OUTSTANDING STUDENTS



% ATTAINED LEVEL 1 OR BETTER



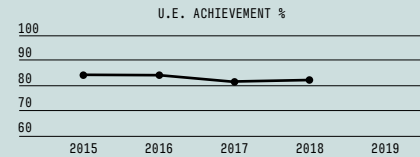
### SAINT KENTIGERN COLLEGE

Co-Ed GENDER 7-15 YEARS 2138 ROLL

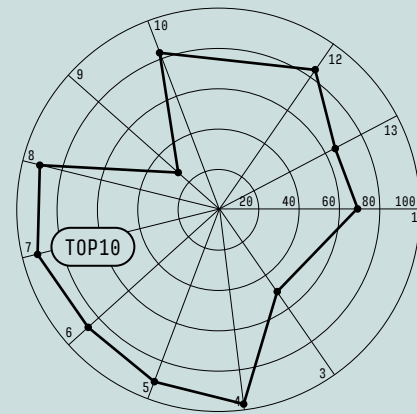
352 LEAVERS NCEA/NZQF/NZS/IB Q.P.

Howick TERRITORIAL AUTHORITY

24 SCHOLARSHIP AND/OR OUTSTANDING STUDENTS



% ATTAINED LEVEL 1 OR BETTER



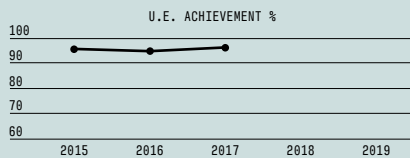
### ST CUTHBERT'S COLLEGE (EPSOM)

Girls GENDER Composite YEARS 1436 ROLL

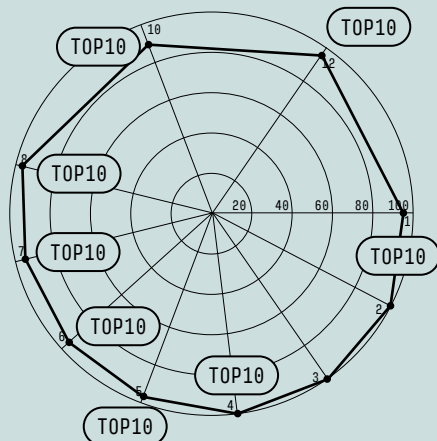
119 LEAVERS NCEA/NZQF/NZS/IB

Albert-Eden TERRITORIAL AUTHORITY

27 SCHOLARSHIP AND/OR OUTSTANDING STUDENTS



% ATTAINED LEVEL 1 OR BETTER



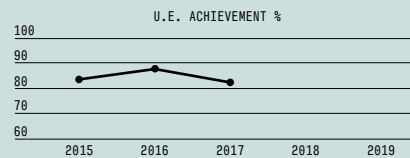
### WENTWORTH COLLEGE

Co-Ed GENDER 7-15 YEARS 258 ROLL

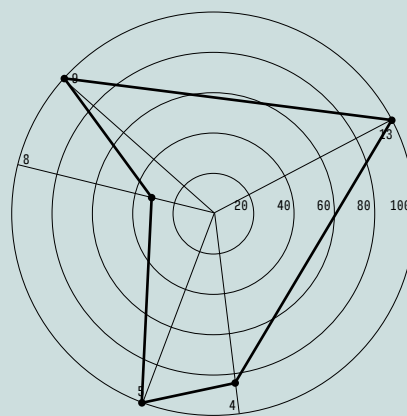
20 LEAVERS NZQF/CIE Q.P.

Hibiscus and Bays TERRITORIAL AUTHORITY

0 SCHOLARSHIP AND/OR OUTSTANDING STUDENTS



% ATTAINED LEVEL 1 OR BETTER





# INDEX A–M

ACG Parnell College  
PAGE 90

ACG Strathallan  
PAGE 90

ACG Sunderland  
PAGE 90

Al-Madinah School  
PAGE 68

Albany Senior High School  
PAGE 88

Alfriston College  
PAGE 68

Aorere College  
PAGE 68

Auckland Girls' Grammar School  
PAGE 71

Auckland Grammar  
PAGE 85

Auckland International College  
PAGE 91

Auckland Seventh-Day Adventist HS  
PAGE 64

Avondale College  
PAGE 74

Baradene College  
PAGE 85

Birkenhead College  
PAGE 78

Botany Downs Secondary College  
PAGE 85

Carmel College  
PAGE 86

City Impact Church School  
(Secondary)  
PAGE 88

De La Salle College  
PAGE 64

Dilworth School  
PAGE 91

Diocesan School For Girls  
PAGE 91

Edgewater College  
PAGE 69

Elim Christian College  
PAGE 80

Epsom Girls Grammar School  
PAGE 86

Glendowie College  
PAGE 88

Glenfield College  
PAGE 78

Green Bay High School  
PAGE 83

Henderson High School  
PAGE 71

Hobsonville Point Secondary School  
PAGE 89

Howick College  
PAGE 83

James Cook High School  
PAGE 64

Kaipara College  
PAGE 80

Kelston Boys' High School  
PAGE 71

Kelston Girls' College  
PAGE 69

Kia Aroha College  
PAGE 65

King's College  
PAGE 91

KingsWay School  
PAGE 86

Kristin  
PAGE 92

Liston College  
PAGE 76

Long Bay College  
PAGE 89

Lynfield College  
PAGE 78

Macleans College  
PAGE 86

Mahurangi College  
PAGE 80

Māngere College  
PAGE 65

Manurewa High School  
PAGE 65

Marcellin College  
PAGE 69

Marist College  
PAGE 81

Massey High School  
PAGE 74

McAuley High School  
PAGE 65

Michael Park School  
PAGE 83

Mt Albert Grammar School  
PAGE 81

Mt Roskill Grammar  
PAGE 74

# INDEX N–Z

Northcote College  
PAGE 81

One Tree Hill College  
PAGE 72

Onehunga High School  
PAGE 72

Orewa College  
PAGE 86

Ormiston Senior College  
PAGE 81

Ōtāhuhu College  
PAGE 66

Pacific Advance  
Secondary School  
PAGE 66

Pakuranga College  
PAGE 82

Papakura High School  
PAGE 66

Papatoetoe High School  
PAGE 72

Pinehurst School  
PAGE 92

Pukekohe High School  
PAGE 79

Rangitoto College  
PAGE 89

Rodney College  
PAGE 75

Rosehill College  
PAGE 76

Rosmini College  
PAGE 86

Rutherford College  
PAGE 76

Sacred Heart College (Auckland)  
PAGE 84

Saint Kentigern College  
PAGE 92

Sancta Maria College  
PAGE 82

Selwyn College  
PAGE 75

Sir Edmund Hillary Collegiate  
Senior School  
PAGE 66

Southern Cross Campus  
PAGE 66

St Cuthbert's College (Epsom)  
PAGE 92

St Dominic's Catholic College  
(Henderson)  
PAGE 77

St Mary's College (Ponsonby)  
PAGE 84

St Paul's College (Ponsonby)  
PAGE 69

St Peter's College (Epsom)  
PAGE 84

TKKM o Hoani Waititi  
PAGE 72

Takapuna Grammar School  
PAGE 89

Tāmaki College  
PAGE 66

Tangaroa College  
PAGE 67

Te KKM o Puau Te Moananui-a-Kiwa  
PAGE 70

Te Kura Māori o Ngā Tapuwae  
PAGE 70

Te Wharekura o Manurewa  
PAGE 70

Titirangi Rudolf Steiner School  
PAGE 87

Vanguard Military School  
PAGE 72

Waiheke High School  
PAGE 82

Waitākere College  
PAGE 72

Waiuku College  
PAGE 79

Wentworth College  
PAGE 92

Wesley College  
PAGE 67

Western Springs College  
PAGE 84

Westlake Boys High School  
PAGE 87

Westlake Girls' High School  
PAGE 87

Whangaparaoa College  
PAGE 87

Zayed College for Girls  
PAGE 73